

Product Datasheet

ATP5F1B Rabbit Polyclonal Antibody (orb580321)

Catalog Number	orb580321
Category	Antibodies
Description	Rabbit polyclonal antibody to ATP5F1B
Target	ATP5F1B
Clonality	Polyclonal
Species/Host	Rabbit
Conjugation	Unconjugated
Reactivity	Human, Mouse, Rat
Predicted Reactivity	Bovine, Canine, Equine, Porcine, Rabbit, Yeast, Zebrafish
Form/Appearance	Liquid. Purified antibody supplied in 1x PBS buffer with 0.09% (w/v) sodium azide and 2% sucrose.
Concentration	1.0 mg/ml
Buffer/Preservatives	Liquid. Purified antibody supplied in 1x PBS buffer with 0.09% (w/v) sodium azide and 2% sucrose.
Purification	Protein A purified
Immunogen	The immunogen is a synthetic peptide directed towards the N terminal region of human ATP5B
Protein Sequence	Synthetic peptide located within the following region: PIKIPVGPETLGRIMNVIGEPIDERGPIKTKQFAPIHAEAPEFMEMSVEQ
UniProt ID	P06576

Biorbyt Ltd.

7 Signet Court, Swann Road
Cambridge
CB5 8LA
United Kingdom

Email: info@biorbyt.com, support@biorbyt.com

Phone: [+44 \(0\)1223 859353](tel:+44(0)1223859353) | Fax: [+1 \(415\) 651-8558](tel:+1(415)651-8558)

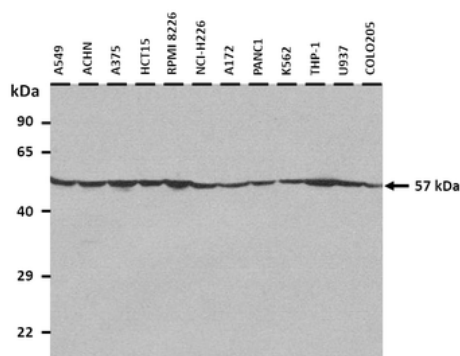
Biorbyt LLC

68 TW Alexander Drive
Research Triangle Park
Durham
NC 27713
United States

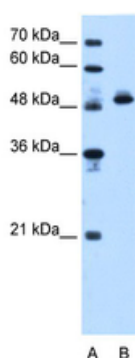
Email: info@biorbyt.com, support@biorbyt.com

Phone: [+1 \(415\) 906-5211](tel:+1(415)906-5211) | Fax: [+1 \(415\) 651-8558](tel:+1(415)651-8558)

MW	57 kDa
Tested applications	IHC, WB
Storage	Maintain refrigerated at 2-8°C for up to 2 weeks. For long term storage store at -20°C in small aliquots to prevent freeze-thaw cycles.
Note	For research use only
NCBI	NP_001677
Expiration Date	12 months from date of receipt.



25 ug of the indicated Human whole cell extracts was loaded onto a 12% SDS-PAGE gel. 2.5 ug/ml of the antibody was used in this experiment.



ATP5B antibody - N-terminal region (orb580321) validated by WB using HepG2 cell lysate at 1.25 ug/ml.

Biorbyt Ltd.

7 Signet Court, Swann Road
Cambridge
CB5 8LA
United Kingdom

Email: info@biorbyt.com, support@biorbyt.com

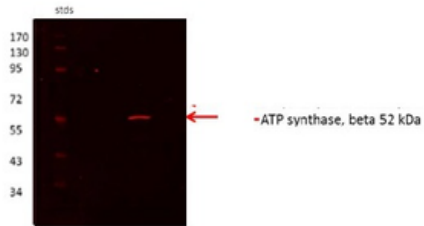
Phone: +44 (0)1223 859353 | Fax: +1 (415) 651-8558

Biorbyt LLC

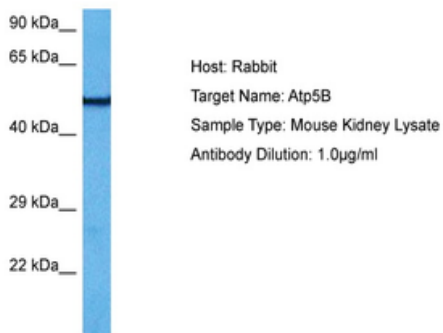
68 TW Alexander Drive
Research Triangle Park
Durham
NC 27713
United States

Email: info@biorbyt.com, support@biorbyt.com

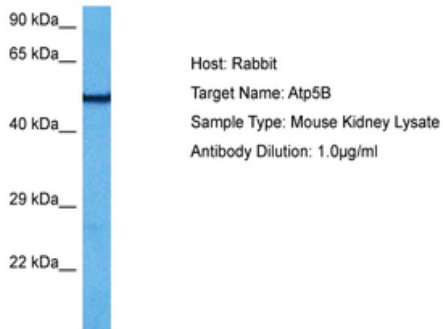
Phone: +1 (415) 906-5211 | Fax: +1 (415) 651-8558



ATP5B antibody - N-terminal region (orb580321) validated by WB using Proximal kidney tubules purified from cortex at 1:1000.



Sample Tissue: Mouse Kidney, Antibody dilution: 1 ug/ml.



Sample Tissue: Mouse Kidney, Antibody dilution: 1 ug/ml.

Biorbyt Ltd.

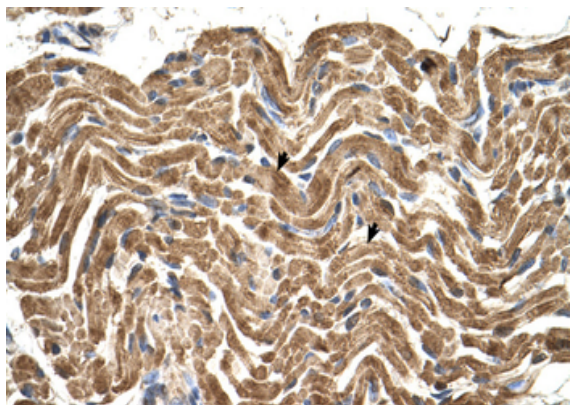
7 Signet Court, Swann Road
Cambridge
CB5 8LA
United Kingdom

Email: info@biorbyt.com, support@biorbyt.com
Phone: +44 (0)1223 859353 | Fax: +1 (415) 651-8558

Biorbyt LLC

68 TW Alexander Drive
Research Triangle Park
Durham
NC 27713
United States

Email: info@biorbyt.com, support@biorbyt.com
Phone: +1 (415) 906-5211 | Fax: +1 (415) 651-8558



Human Muscle

Biorbyt Ltd.

7 Signet Court, Swann Road
Cambridge
CB5 8LA
United Kingdom

Email: info@biorbyt.com, support@biorbyt.com
Phone: [+44 \(0\)1223 859353](tel:+44(0)1223859353) | Fax: [+1 \(415\) 651-8558](tel:+1(415)651-8558)

Biorbyt LLC

68 TW Alexander Drive
Research Triangle Park
Durham
NC 27713
United States

Email: info@biorbyt.com, support@biorbyt.com
Phone: [+1 \(415\) 906-5211](tel:+1(415)906-5211) | Fax: [+1 \(415\) 651-8558](tel:+1(415)651-8558)