

Product Datasheet

IGFBP4 Rabbit Polyclonal Antibody (orb579539)

Catalog Number	orb579539
Category	Antibodies
Description	Rabbit polyclonal antibody to IGFBP4
Target	IGFBP4
Clonality	Polyclonal
Species/Host	Rabbit
Conjugation	Unconjugated
Reactivity	Human, Mouse
Predicted Reactivity	Bovine, Canine, Equine, Goat, Guinea pig, Rabbit, Rat, Sheep
Form/Appearance	Liquid. Purified antibody supplied in 1x PBS buffer with 0.09% (w/v) sodium azide and 2% sucrose.
Concentration	0.5 mg/ml
Buffer/Preservatives	Liquid. Purified antibody supplied in 1x PBS buffer with 0.09% (w/v) sodium azide and 2% sucrose.
Purification	Affinity Purified
Immunogen	The immunogen is a synthetic peptide directed towards the middle region of human IGFBP4
Protein Sequence	Synthetic peptide located within the following region: RALERLAASQSRTHEDLYIIPNCDRNGNFHPKQCHPALDQGQRGKCWCV
UniProt ID	P22692

Biorbyt Ltd.

7 Signet Court, Swann Road
Cambridge
CB5 8LA
United Kingdom

Email: info@biorbyt.com, support@biorbyt.com

Phone: [+44 \(0\)1223 859353](tel:+44(0)1223859353) | Fax: [+1 \(415\) 651-8558](tel:+1(415)651-8558)

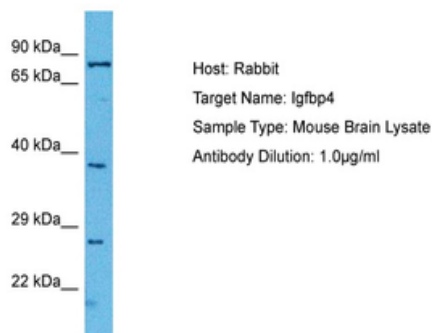
Biorbyt LLC

68 TW Alexander Drive
Research Triangle Park
Durham
NC 27713
United States

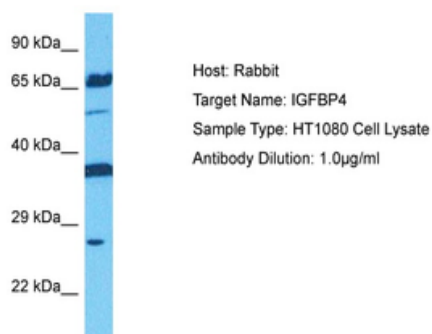
Email: info@biorbyt.com, support@biorbyt.com

Phone: [+1 \(415\) 906-5211](tel:+1(415)906-5211) | Fax: [+1 \(415\) 651-8558](tel:+1(415)651-8558)

MW	28kDa
Tested applications	IHC, WB
Storage	Maintain refrigerated at 2-8°C for up to 2 weeks. For long term storage store at -20°C in small aliquots to prevent freeze-thaw cycles.
Note	For research use only
NCBI	NP_001543
Expiration Date	12 months from date of receipt.



Sample Tissue: Mouse Brain, Antibody dilution: 1 ug/ml.



Sample Tissue: Human HT1080 Whole Cell, Antibody dilution: 1 ug/ml.

Biorbyt Ltd.

7 Signet Court, Swann Road
Cambridge
CB5 8LA
United Kingdom

Email: info@biorbyt.com, support@biorbyt.com

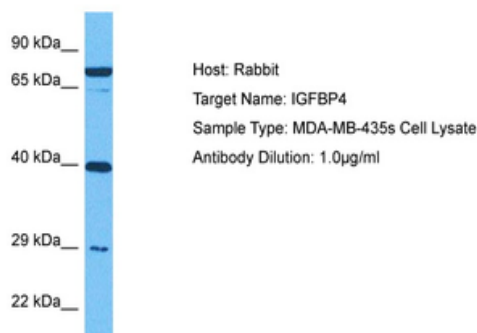
Phone: +44 (0)1223 859353 | Fax: +1 (415) 651-8558

Biorbyt LLC

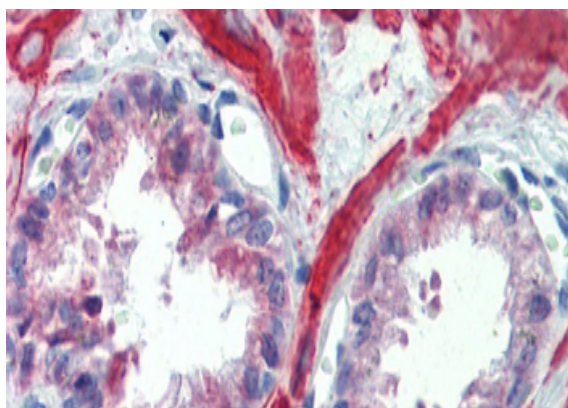
68 TW Alexander Drive
Research Triangle Park
Durham
NC 27713
United States

Email: info@biorbyt.com, support@biorbyt.com


Phone: +1 (415) 906-5211 | Fax: +1 (415) 651-8558



Sample Tissue: Human MDA-MB-435s Whole Cell, Antibody dilution: 1 ug/ml.



Immunohistochemistry with Human Prostate lysate tissue at an antibody concentration of 5.0 ug/ml using anti-IGFBP4 antibody (orb579539).



WB Suggested Anti-IGFBP4 Antibody Titration: 1 ug/ml, Positive Control: Fetal Brain Lysate.

Biorbyt Ltd.

7 Signet Court, Swann Road
Cambridge
CB5 8LA
United Kingdom

Email: info@biorbyt.com, support@biorbyt.com

Phone: +44 (0)1223 859353 | Fax: +1 (415) 651-8558

Biorbyt LLC

68 TW Alexander Drive
Research Triangle Park
Durham
NC 27713
United States

Email: info@biorbyt.com, support@biorbyt.com

Phone: +1 (415) 906-5211 | Fax: +1 (415) 651-8558