

Product Datasheet

FAH Rabbit Polyclonal Antibody (orb578162)

Catalog Number	orb578162
Category	Antibodies
Description	Rabbit polyclonal antibody to FAH
Target	FAH
Clonality	Polyclonal
Species/Host	Rabbit
Conjugation	Unconjugated
Reactivity	Human, Mouse
Predicted Reactivity	Bovine, Canine, Equine, Guinea pig, Rabbit, Rat, Zebrafish
Form/Appearance	Liquid. Purified antibody supplied in 1x PBS buffer with 0.09% (w/v) sodium azide and 2% sucrose.
Concentration	1.0 mg/ml
Buffer/Preservatives	Liquid. Purified antibody supplied in 1x PBS buffer with 0.09% (w/v) sodium azide and 2% sucrose.
Purification	Protein A purified
Immunogen	The immunogen is a synthetic peptide directed towards the C terminal region of human FAH
Protein Sequence	Synthetic peptide located within the following region: AATICKSNFKYMYWTMLQQLTHHSVNGCNLRPGDLLASGTISGPEPENFG
UniProt ID	P16930

Biorbyt Ltd.

7 Signet Court, Swann Road
Cambridge
CB5 8LA
United Kingdom

Email: info@biorbyt.com, support@biorbyt.com

Phone: [+44 \(0\)1223 859353](tel:+44(0)1223859353) | Fax: [+1 \(415\) 651-8558](tel:+1(415)651-8558)

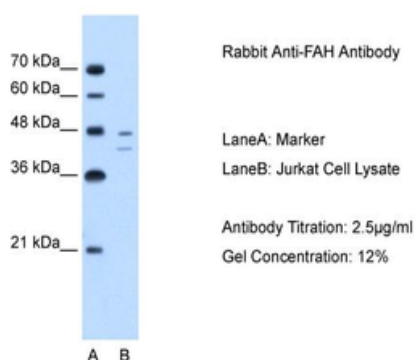
Biorbyt LLC

68 TW Alexander Drive
Research Triangle Park
Durham
NC 27713
United States


Email: info@biorbyt.com, support@biorbyt.com

Phone: [+1 \(415\) 906-5211](tel:+1(415)906-5211) | Fax: [+1 \(415\) 651-8558](tel:+1(415)651-8558)

MW	46kDa
Tested applications	IHC, WB
Storage	Maintain refrigerated at 2-8°C for up to 2 weeks. For long term storage store at -20°C in small aliquots to prevent freeze-thaw cycles.
Note	For research use only
NCBI	NP_000128
Expiration Date	12 months from date of receipt.



FAH antibody - C-terminal region (orb578162) validated by WB using Jurkat cell lysate at 2.5 ug/ml.



Sample Tissue: Mouse Testis, Antibody Dilution: 1 ug/ml.

Biorbyt Ltd.

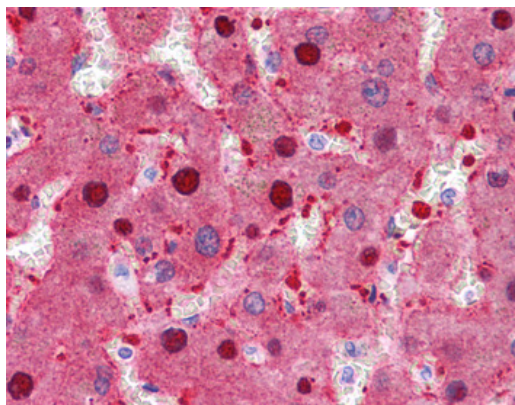
7 Signet Court, Swann Road
Cambridge
CB5 8LA
United Kingdom

Email: info@biorbyt.com, support@biorbyt.com
Phone: +44 (0)1223 859353 | Fax: +1 (415) 651-8558

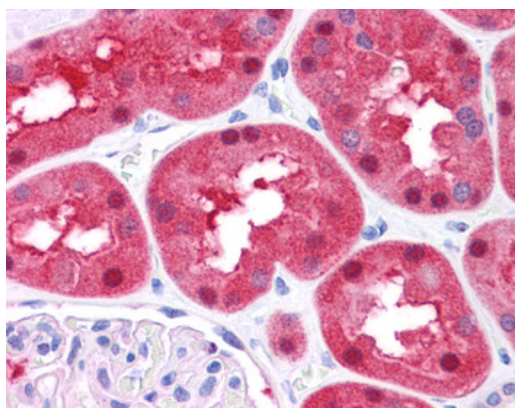
Biorbyt LLC

68 TW Alexander Drive
Research Triangle Park
Durham
NC 27713
United States

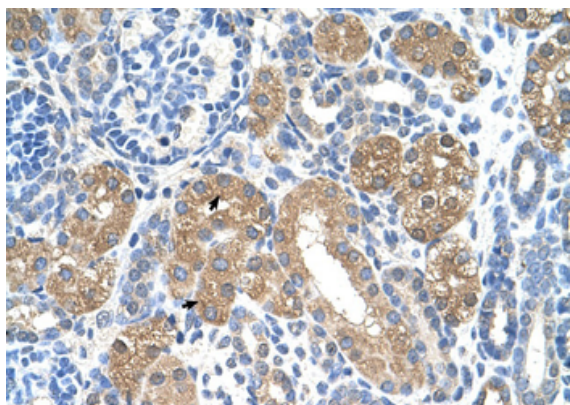
Email: info@biorbyt.com, support@biorbyt.com
Phone: +1 (415) 906-5211 | Fax: +1 (415) 651-8558



Immunohistochemistry with human liver, mouse KO tissue.



Immunohistochemistry with human liver, mouse KO tissue.



Rabbit Anti-FAH Antibody, Paraffin Embedded Tissue: Human Kidney, Cellular Data: Epithelial cells of renal tubule, Antibody Concentration: 4.0-8.0 ug/ml, Magnification: 400X.

Biorbyt Ltd.

7 Signet Court, Swann Road
Cambridge
CB5 8LA
United Kingdom

Email: info@biorbyt.com, support@biorbyt.com

Phone: +44 (0)1223 859353 | Fax: +1 (415) 651-8558

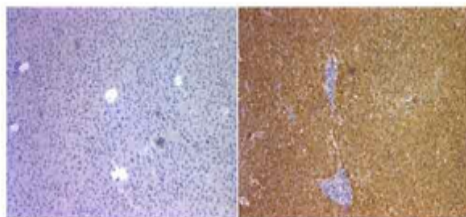
Biorbyt LLC

68 TW Alexander Drive
Research Triangle Park
Durham
NC 27713
United States

Email: info@biorbyt.com, support@biorbyt.com

Phone: +1 (415) 906-5211 | Fax: +1 (415) 651-8558

FAH



Sample Type: Human Liver and Mouse FAH KO liver, Primary
Dilution: 1:400.

Biorbyt Ltd.

7 Signet Court, Swann Road
Cambridge
CB5 8LA
United Kingdom

Email: info@biorbyt.com, support@biorbyt.com

Phone: [+44 \(0\)1223 859353](tel:+44(0)1223859353) | Fax: [+1 \(415\) 651-8558](tel:+1(415)651-8558)

Biorbyt LLC

68 TW Alexander Drive
Research Triangle Park
Durham
NC 27713
United States

Email: info@biorbyt.com, support@biorbyt.com

Phone: [+1 \(415\) 906-5211](tel:+1(415)906-5211) | Fax: [+1 \(415\) 651-8558](tel:+1(415)651-8558)