

Product Datasheet

SFPQ Rabbit Polyclonal Antibody (orb577663)

| | |
|-----------------------------|--|
| Catalog Number | orb577663 |
| Category | Antibodies |
| Description | Rabbit polyclonal antibody to SFPQ |
| Target | SFPQ |
| Clonality | Polyclonal |
| Species/Host | Rabbit |
| Conjugation | Unconjugated |
| Reactivity | Human |
| Predicted Reactivity | Bovine, Canine, Equine, Guinea pig, Mouse, Rabbit, Rat, Zebrafish |
| Form/Appearance | Liquid. Purified antibody supplied in 1x PBS buffer with 0.09% (w/v) sodium azide and 2% sucrose. |
| Concentration | 1.0 mg/ml |
| Buffer/Preservatives | Liquid. Purified antibody supplied in 1x PBS buffer with 0.09% (w/v) sodium azide and 2% sucrose. |
| Purification | Protein A purified |
| Immunogen | The immunogen is a synthetic peptide directed towards the middle region of human SFPQ |
| Protein Sequence | Synthetic peptide located within the following region: PVIVEPLEQLDDEDGLPEKLAQKNPMYQKERETPPRFAQHGTFEYEYSQR |
| UniProt ID | P23246 |

Biorbyt Ltd.

7 Signet Court, Swann Road
Cambridge
CB5 8LA
United Kingdom

Email: info@biorbyt.com, support@biorbyt.com

Phone: [+44 \(0\)1223 859353](tel:+44(0)1223859353) | Fax: [+1 \(415\) 651-8558](tel:+1(415)651-8558)

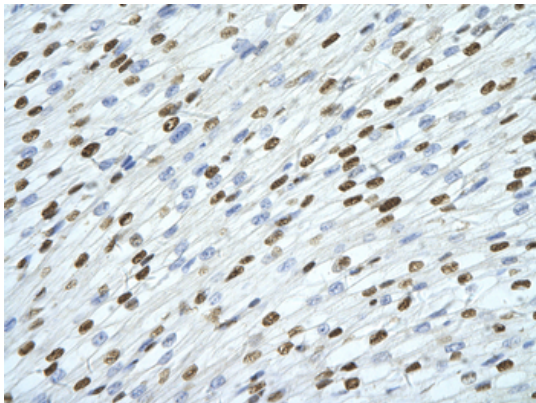
Biorbyt LLC

68 TW Alexander Drive
Research Triangle Park
Durham
NC 27713
United States

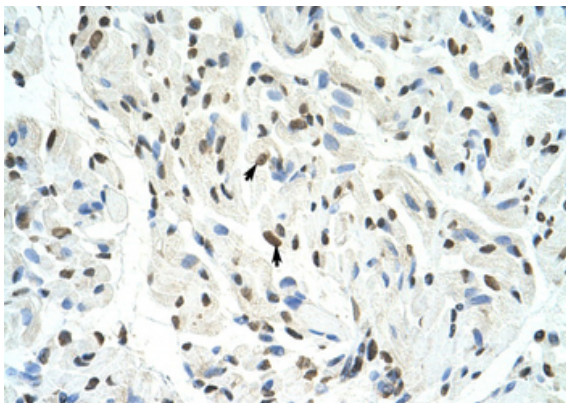
Email: info@biorbyt.com, support@biorbyt.com

Phone: [+1 \(415\) 906-5211](tel:+1(415)906-5211) | Fax: [+1 \(415\) 651-8558](tel:+1(415)651-8558)

| | |
|----------------------------|---|
| MW | 78kDa |
| Tested applications | IHC, WB |
| Storage | Maintain refrigerated at 2-8°C for up to 2 weeks. For long term storage store at -20°C in small aliquots to prevent freeze-thaw cycles. |
| Note | For research use only |
| NCBI | NP_005057 |
| Expiration Date | 12 months from date of receipt. |



Rabbit Anti-SFPQ antibody, Paraffin Embedded Tissue: Human Heart, cell Cellular Data: cardiac cell, Antibody Concentration: 4.0-8.0 ug/ml Magnification: 400X.



Rabbit Anti-SFPQ Antibody, Paraffin Embedded Tissue: Human Muscle, Cellular Data: Skeletal muscle cells, Antibody Concentration: 4.0-8.0 ug/ml, Magnification: 400X.

Biorbyt Ltd.

7 Signet Court, Swann Road
Cambridge
CB5 8LA
United Kingdom

Email: info@biorbyt.com, support@biorbyt.com


Phone: [+44 \(0\)1223 859353](tel:+44(0)1223859353) | Fax: [+1 \(415\) 651-8558](tel:+1(415)651-8558)

Biorbyt LLC

68 TW Alexander Drive
Research Triangle Park
Durham
NC 27713
United States

Email: info@biorbyt.com, support@biorbyt.com

Phone: [+1 \(415\) 906-5211](tel:+1(415)906-5211) | Fax: [+1 \(415\) 651-8558](tel:+1(415)651-8558)



WB Suggested Anti-SFPQ Antibody Titration: 5.0 ug/ml, Positive Control: Jurkat cell lysate. SFPQ is strongly supported by BioGPS gene expression data to be expressed in Human Jurkat cells.

Biorbyt Ltd.

7 Signet Court, Swann Road
Cambridge
CB5 8LA
United Kingdom

Email: info@biorbyt.com, support@biorbyt.com

Phone: [+44 \(0\)1223 859353](tel:+44(0)1223859353) | Fax: [+1 \(415\) 651-8558](tel:+1(415)651-8558)

Biorbyt LLC

68 TW Alexander Drive
Research Triangle Park
Durham
NC 27713
United States

Email: info@biorbyt.com, support@biorbyt.com

Phone: [+1 \(415\) 906-5211](tel:+1(415)906-5211) | Fax: [+1 \(415\) 651-8558](tel:+1(415)651-8558)