

## Product Datasheet

### SNRPD2 Rabbit Polyclonal Antibody (orb577647)

<b>Catalog Number</b>	orb577647
<b>Category</b>	Antibodies
<b>Description</b>	Rabbit polyclonal antibody to SNRPD2
<b>Target</b>	SNRPD2
<b>Clonality</b>	Polyclonal
<b>Species/Host</b>	Rabbit
<b>Conjugation</b>	Unconjugated
<b>Reactivity</b>	Human
<b>Predicted Reactivity</b>	Bovine, Canine, Equine, Goat, Guinea pig, Mouse, Rabbit, Rat, Zebrafish
<b>Form/Appearance</b>	Liquid. Purified antibody supplied in 1x PBS buffer with 0.09% (w/v) sodium azide and 2% sucrose.
<b>Concentration</b>	0.5 mg/ml
<b>Buffer/Preservatives</b>	Liquid. Purified antibody supplied in 1x PBS buffer with 0.09% (w/v) sodium azide and 2% sucrose.
<b>Purification</b>	Affinity Purified
<b>Immunogen</b>	The immunogen is a synthetic peptide directed towards the middle region of human SNRPD2
<b>Protein Sequence</b>	Synthetic peptide located within the following region: ENVKEMWTEVPSKSGKGGKSKPVNKKDRYISKMFLRGDSVIVVLRNPLIAG
<b>UniProt ID</b>	<b>P62316</b>

**Biorbyt Ltd.**

7 Signet Court, Swann Road  
Cambridge  
CB5 8LA  
United Kingdom

Email: [info@biorbyt.com](mailto:info@biorbyt.com), [support@biorbyt.com](mailto:support@biorbyt.com)

Phone: [+44 \(0\)1223 859353](tel:+44(0)1223859353) | Fax: [+1 \(415\) 651-8558](tel:+1(415)651-8558)

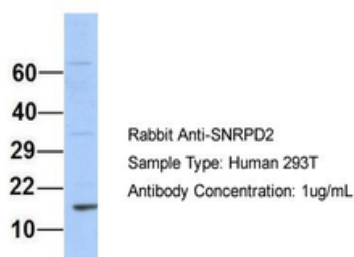
**Biorbyt LLC**

68 TW Alexander Drive  
Research Triangle Park  
Durham  
NC 27713  
United States

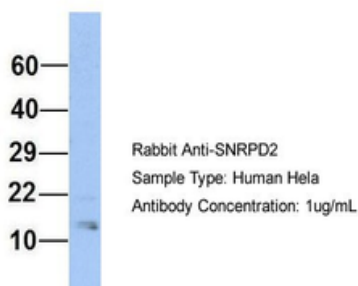
Email: [info@biorbyt.com](mailto:info@biorbyt.com), [support@biorbyt.com](mailto:support@biorbyt.com)

Phone: [+1 \(415\) 906-5211](tel:+1(415)906-5211) | Fax: [+1 \(415\) 651-8558](tel:+1(415)651-8558)

<b>MW</b>	13kDa
<b>Tested applications</b>	WB
<b>Storage</b>	Maintain refrigerated at 2-8°C for up to 2 weeks. For long term storage store at -20°C in small aliquots to prevent freeze-thaw cycles.
<b>Note</b>	For research use only
<b>NCBI</b>	<b>NP_004588</b>
<b>Expiration Date</b>	12 months from date of receipt.

**SNRPD2**

Sample Type: Human 293T, Antibody Dilution: 1.0 µg/ml.  
SNRPD2 is supported by BioGPS gene expression data to be expressed in HEK293T.

**SNRPD2**

Sample Type: Human HeLa, Antibody Dilution: 1.0 µg/ml.  
SNRPD2 is supported by BioGPS gene expression data to be expressed in HeLa.

**Biorbyt Ltd.**

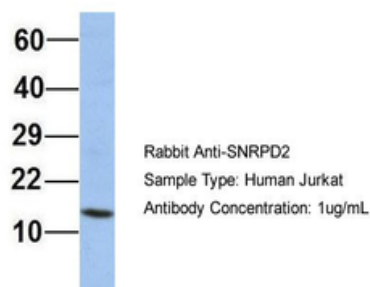
7 Signet Court, Swann Road  
Cambridge  
CB5 8LA  
United Kingdom

Email: [info@biorbyt.com](mailto:info@biorbyt.com), [support@biorbyt.com](mailto:support@biorbyt.com)  
Phone: +44 (0)1223 859353 | Fax: +1 (415) 651-8558

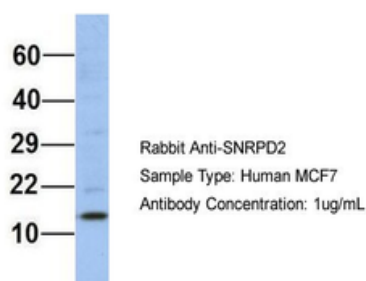
**Biorbyt LLC**

68 TW Alexander Drive  
Research Triangle Park  
Durham  
NC 27713  
United States


Email: [info@biorbyt.com](mailto:info@biorbyt.com), [support@biorbyt.com](mailto:support@biorbyt.com)  
Phone: +1 (415) 906-5211 | Fax: +1 (415) 651-8558

**SNRPD2**

Sample Type: Human Jurkat, Antibody Dilution: 1.0 ug/ml.  
SNRPD2 is supported by BioGPS gene expression data to be expressed in Jurkat.

**SNRPD2**

Sample Type: Human MCF7, Antibody Dilution: 1.0 ug/ml.  
SNRPD2 is supported by BioGPS gene expression data to be expressed in MCF7.



WB Suggested Anti-SNRPD2 Antibody Titration: 0.2-1 ug/ml,  
ELISA Titer: 1:1562500, Positive Control: HepG2 cell lysate.

**Biorbyt Ltd.**

7 Signet Court, Swann Road  
Cambridge  
CB5 8LA  
United Kingdom

Email: [info@biorbyt.com](mailto:info@biorbyt.com), [support@biorbyt.com](mailto:support@biorbyt.com)

Phone: +44 (0)1223 859353 | Fax: +1 (415) 651-8558

**Biorbyt LLC**

68 TW Alexander Drive  
Research Triangle Park  
Durham  
NC 27713  
United States

Email: [info@biorbyt.com](mailto:info@biorbyt.com), [support@biorbyt.com](mailto:support@biorbyt.com)

Phone: +1 (415) 906-5211 | Fax: +1 (415) 651-8558