

Product Datasheet

KHSRP Rabbit Polyclonal Antibody (orb577610)

Catalog Number	orb577610
Category	Antibodies
Description	Rabbit polyclonal antibody to KHSRP
Target	KHSRP
Clonality	Polyclonal
Species/Host	Rabbit
Conjugation	Unconjugated
Reactivity	Human
Predicted Reactivity	Bovine, Canine, Equine, Guinea pig, Mouse, Rabbit, Rat
Form/Appearance	Liquid. Purified antibody supplied in 1x PBS buffer with 0.09% (w/v) sodium azide and 2% sucrose.
Concentration	0.5 mg/ml
Buffer/Preservatives	Liquid. Purified antibody supplied in 1x PBS buffer with 0.09% (w/v) sodium azide and 2% sucrose.
Purification	Affinity Purified
Immunogen	The immunogen is a synthetic peptide directed towards the middle region of Human KHSRP
Protein Sequence	Synthetic peptide located within the following region: IIGDPYKVQQACEMVMDILRERDQGGFGDRNEYGSRIGGGIDVPVPRHSV
UniProt ID	Q92945

Biorbyt Ltd.

7 Signet Court, Swann Road
Cambridge
CB5 8LA
United Kingdom

Email: info@biorbyt.com, support@biorbyt.com

Phone: [+44 \(0\)1223 859353](tel:+44(0)1223859353) | Fax: [+1 \(415\) 651-8558](tel:+1(415)651-8558)

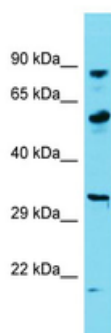
Biorbyt LLC

68 TW Alexander Drive
Research Triangle Park
Durham
NC 27713
United States

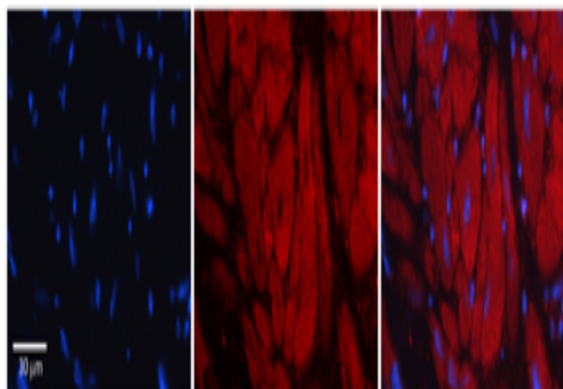
Email: info@biorbyt.com, support@biorbyt.com

Phone: [+1 \(415\) 906-5211](tel:+1(415)906-5211) | Fax: [+1 \(415\) 651-8558](tel:+1(415)651-8558)

MW	73kDa
Tested applications	IHC, WB
Storage	Maintain refrigerated at 2-8°C for up to 2 weeks. For long term storage store at -20°C in small aliquots to prevent freeze-thaw cycles.
Note	For research use only
NCBI	NP_003676
Expiration Date	12 months from date of receipt.



Sample Type: Thyroid Tumor lysates, Antibody Dilution: 1.0 ug/ml.



Rabbit Anti-KHSRP Antibody, Catalog Number: orb577610, Formalin Fixed Paraffin Embedded Tissue: Human Adult heart, Observed Staining: Cytoplasmic, Primary Antibody Concentration: 1:100, Secondary Antibody: Donkey anti-Rabbit-Cy2/3, Secondary Antibody Concentration: 1:200, Magnification: 20X, Exposure Time: 0.5-2.0 sec.

Biorbyt Ltd.

7 Signet Court, Swann Road
Cambridge
CB5 8LA
United Kingdom

Email: info@biorbyt.com, support@biorbyt.com

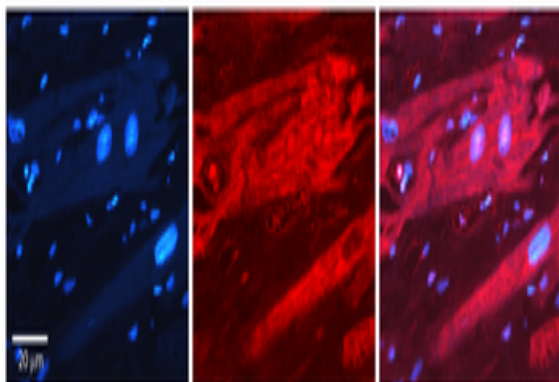
Phone: [+44 \(0\)1223 859353](tel:+44(0)1223859353) | Fax: [+1 \(415\) 651-8558](tel:+1(415)651-8558)

Biorbyt LLC

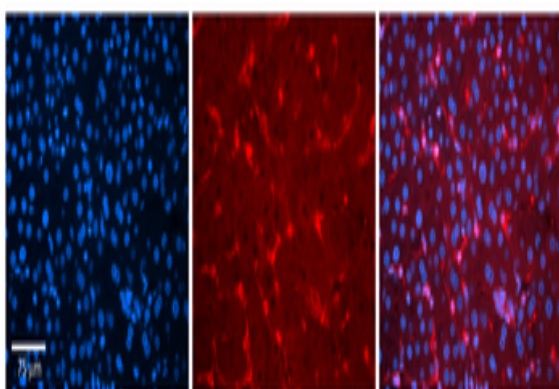
68 TW Alexander Drive
Research Triangle Park
Durham
NC 27713
United States

Email: info@biorbyt.com, support@biorbyt.com

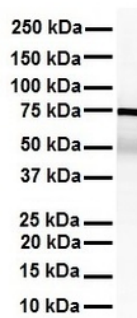
Phone: [+1 \(415\) 906-5211](tel:+1(415)906-5211) | Fax: [+1 \(415\) 651-8558](tel:+1(415)651-8558)



Rabbit Anti-KHSRP Antibody, Catalog Number: orb577610, Formalin Fixed Paraffin Embedded Tissue: Human heart Tissue, Observed Staining: Cytoplasmic, nucleus, Primary Antibody Concentration: N/A, Other Working Concentrations: 1:600, Secondary Antibody: Donkey anti-Rabbit-Cy3, Secondary Antibody Concentration: 1:200, Magnification: 20X, Exposure Time: 0.5-2.0 sec.



Rabbit Anti-KHSRP Antibody, Catalog Number: orb577610, Formalin Fixed Paraffin Embedded Tissue: Human Liver Tissue, Observed Staining: Cytoplasm and nucleus in Kupffer cells and sinusoids, Primary Antibody Concentration: N/A, Other Working Concentrations: 1:600, Secondary Antibody: Donkey anti-Rabbit-Cy3, Secondary Antibody Concentration: 1:200, Magnification: 20X, Exposure Time: 0.5-2.0 sec.



WB Suggested Anti-KHSRP antibody Titration: 1 ug/ml, Sample Type: Human heart.

Biorbyt Ltd.

7 Signet Court, Swann Road
Cambridge
CB5 8LA
United Kingdom

Email: info@biorbyt.com, support@biorbyt.com

Phone: +44 (0)1223 859353 | Fax: +1 (415) 651-8558

Biorbyt LLC

68 TW Alexander Drive
Research Triangle Park
Durham
NC 27713
United States

Email: info@biorbyt.com, support@biorbyt.com

Phone: +1 (415) 906-5211 | Fax: +1 (415) 651-8558