

## Product Datasheet

### PER2 Rabbit Polyclonal Antibody (orb577174)

<b>Catalog Number</b>	orb577174
<b>Category</b>	Antibodies
<b>Description</b>	Rabbit polyclonal antibody to PER2
<b>Target</b>	PER2
<b>Clonality</b>	Polyclonal
<b>Species/Host</b>	Rabbit
<b>Conjugation</b>	Unconjugated
<b>Reactivity</b>	Human
<b>Predicted Reactivity</b>	Equine, Mouse, Rat
<b>Form/Appearance</b>	Liquid. Purified antibody supplied in 1x PBS buffer with 0.09% (w/v) sodium azide and 2% sucrose.
<b>Concentration</b>	0.5 mg/ml
<b>Buffer/Preservatives</b>	Liquid. Purified antibody supplied in 1x PBS buffer with 0.09% (w/v) sodium azide and 2% sucrose.
<b>Purification</b>	Affinity Purified
<b>Immunogen</b>	The immunogen is a synthetic peptide directed towards the middle region of human PER2
<b>Protein Sequence</b>	Synthetic peptide located within the following region: VAECVYCENKEKGNICIPYEEDIPSLGLSEVSDTKEDENGSPLNHRIEEQ
<b>UniProt ID</b>	<b>O15055</b>

**Biorbyt Ltd.**

7 Signet Court, Swann Road  
Cambridge  
CB5 8LA  
United Kingdom

Email: [info@biorbyt.com](mailto:info@biorbyt.com), [support@biorbyt.com](mailto:support@biorbyt.com)

Phone: [+44 \(0\)1223 859353](tel:+44(0)1223859353) | Fax: [+1 \(415\) 651-8558](tel:+1(415)651-8558)

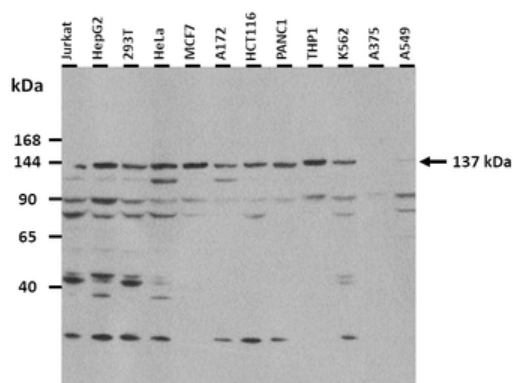
**Biorbyt LLC**

68 TW Alexander Drive  
Research Triangle Park  
Durham  
NC 27713  
United States

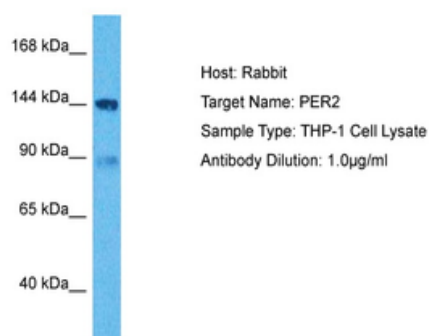
Email: [info@biorbyt.com](mailto:info@biorbyt.com), [support@biorbyt.com](mailto:support@biorbyt.com)

Phone: [+1 \(415\) 906-5211](tel:+1(415)906-5211) | Fax: [+1 \(415\) 651-8558](tel:+1(415)651-8558)

<b>MW</b>	137 kDa
<b>Tested applications</b>	WB
<b>Storage</b>	Maintain refrigerated at 2-8°C for up to 2 weeks. For long term storage store at -20°C in small aliquots to prevent freeze-thaw cycles.
<b>Note</b>	For research use only
<b>NCBI</b>	<b>NP_073728</b>
<b>Expiration Date</b>	12 months from date of receipt.



25 ug of the indicated Human whole cell extracts was loaded onto a 6-18% SDS-PAGE gel. 3 ug/ml of the antibody was used in this experiment. The peptide is present in isoforms of 137 kDa, 98 kDa and 80 kDa. The protein may be modified by phosphorylation and/or acetylation.



Sample Tissue: Human THP-1 Whole Cell, Antibody Dilution: 2 ug/ml.

**Biorbyt Ltd.**

7 Signet Court, Swann Road  
Cambridge  
CB5 8LA  
United Kingdom

Email: [info@biorbyt.com](mailto:info@biorbyt.com), [support@biorbyt.com](mailto:support@biorbyt.com)

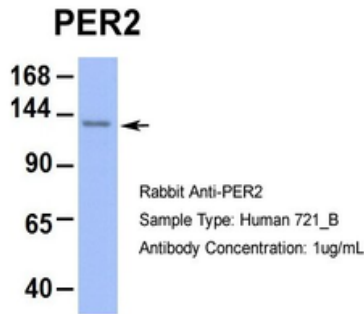
Phone: +44 (0)1223 859353 | Fax: +1 (415) 651-8558

**Biorbyt LLC**

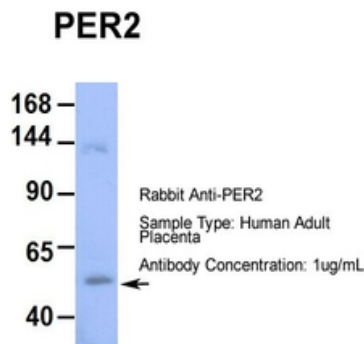
68 TW Alexander Drive  
Research Triangle Park  
Durham  
NC 27713  
United States

Email: [info@biorbyt.com](mailto:info@biorbyt.com), [support@biorbyt.com](mailto:support@biorbyt.com)

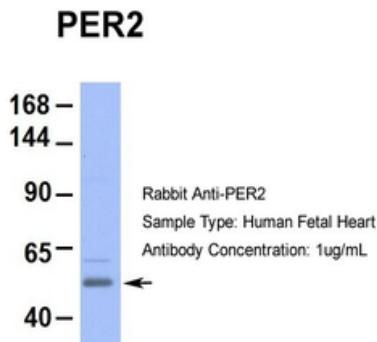
Phone: +1 (415) 906-5211 | Fax: +1 (415) 651-8558



Sample Type: Hum. 721\_B, Antibody Dilution: 1.0 ug/ml. PER2 is supported by BioGPS gene expression data to be expressed in 721\_B.



Sample Type: Hum. Adult Placenta, Antibody Dilution: 1.0 ug/ml.



Sample Type: Hum. Fetal Heart, Antibody Dilution: 1.0 ug/ml.

**Biorbyt Ltd.**

7 Signet Court, Swann Road  
Cambridge  
CB5 8LA  
United Kingdom

Email: [info@biorbyt.com](mailto:info@biorbyt.com), [support@biorbyt.com](mailto:support@biorbyt.com)

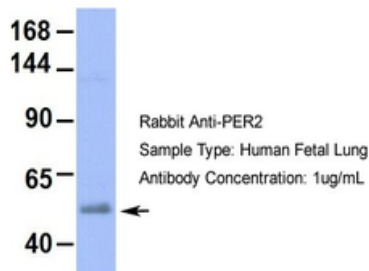
Phone: [+44 \(0\)1223 859353](tel:+44(0)1223859353) | Fax: [+1 \(415\) 651-8558](tel:+1(415)651-8558)

**Biorbyt LLC**

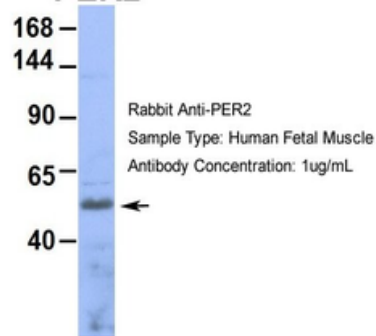
68 TW Alexander Drive  
Research Triangle Park  
Durham  
NC 27713  
United States

Email: [info@biorbyt.com](mailto:info@biorbyt.com), [support@biorbyt.com](mailto:support@biorbyt.com)

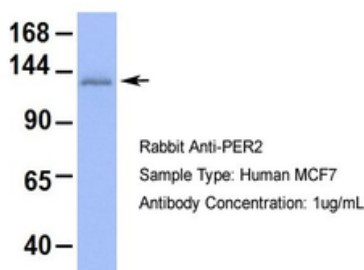
Phone: [+1 \(415\) 906-5211](tel:+1(415)906-5211) | Fax: [+1 \(415\) 651-8558](tel:+1(415)651-8558)

**PER2**

Sample Type: Hum. Fetal Lung, Antibody Dilution: 1.0 µg/ml.

**PER2**

Sample Type: Hum. Fetal Muscle, Antibody Dilution: 1.0 µg/ml.

**PER2**

Sample Type: Hum. MCF7, Antibody Dilution: 1.0 µg/ml. PER2 is supported by BioGPS gene expression data to be expressed in MCF7.

**Biorbyt Ltd.**

7 Signet Court, Swann Road  
Cambridge  
CB5 8LA  
United Kingdom

Email: [info@biorbyt.com](mailto:info@biorbyt.com), [support@biorbyt.com](mailto:support@biorbyt.com)

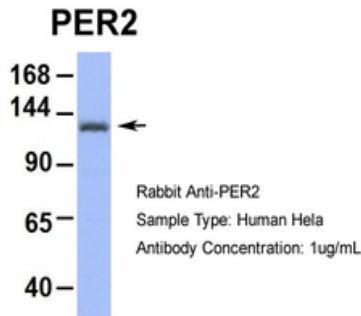
Phone: +44 (0)1223 859353 | Fax: +1 (415) 651-8558

**Biorbyt LLC**

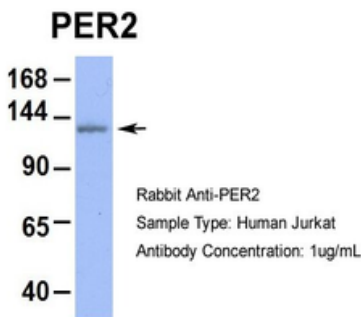
68 TW Alexander Drive  
Research Triangle Park  
Durham  
NC 27713  
United States

Email: [info@biorbyt.com](mailto:info@biorbyt.com), [support@biorbyt.com](mailto:support@biorbyt.com)


Phone: +1 (415) 906-5211 | Fax: +1 (415) 651-8558



Sample Type: Human HeLa, Antibody Dilution: 1.0 ug/ml.



Sample Type: Human Jurkat, Antibody Dilution: 1.0 ug/ml. PER2 is supported by BioGPS gene expression data to be expressed in Jurkat.



WB Suggested Anti-PER2 Antibody Titration: 0.2-1 ug/ml, ELISA Titer: 1:12500, Positive Control: Human Placenta.

**Biorbyt Ltd.**

7 Signet Court, Swann Road  
Cambridge  
CB5 8LA  
United Kingdom

Email: [info@biorbyt.com](mailto:info@biorbyt.com), [support@biorbyt.com](mailto:support@biorbyt.com)

Phone: [+44 \(0\)1223 859353](tel:+44(0)1223859353) | Fax: [+1 \(415\) 651-8558](tel:+1(415)651-8558)

**Biorbyt LLC**

68 TW Alexander Drive  
Research Triangle Park  
Durham  
NC 27713  
United States

Email: [info@biorbyt.com](mailto:info@biorbyt.com), [support@biorbyt.com](mailto:support@biorbyt.com)

Phone: [+1 \(415\) 906-5211](tel:+1(415)906-5211) | Fax: [+1 \(415\) 651-8558](tel:+1(415)651-8558)