

Product Datasheet

IFIH1 Rabbit Polyclonal Antibody (orb575983)

Catalog Number	orb575983
Category	Antibodies
Description	Rabbit polyclonal antibody to IFIH1
Target	IFIH1
Clonality	Polyclonal
Species/Host	Rabbit
Conjugation	Unconjugated
Reactivity	Human
Predicted Reactivity	Bovine, Equine, Mouse, Porcine, Rat
Form/Appearance	Liquid. Purified antibody supplied in 1x PBS buffer with 0.09% (w/v) sodium azide and 2% sucrose.
Concentration	0.5 mg/ml
Buffer/Preservatives	Liquid. Purified antibody supplied in 1x PBS buffer with 0.09% (w/v) sodium azide and 2% sucrose.
Purification	Affinity Purified
Immunogen	The immunogen is a synthetic peptide directed towards the middle region of human IFIH1
Protein Sequence	Synthetic peptide located within the following region: QINDTIRMIDAYTHLETFYNEEKDKKFAVIEDDSDEGGDDEYCDGDEDED
UniProt ID	Q9BYX4

Biorbyt Ltd.

7 Signet Court, Swann Road
Cambridge
CB5 8LA
United Kingdom

Email: info@biorbyt.com, support@biorbyt.com

Phone: [+44 \(0\)1223 859353](tel:+44(0)1223859353) | Fax: [+1 \(415\) 651-8558](tel:+1(415)651-8558)

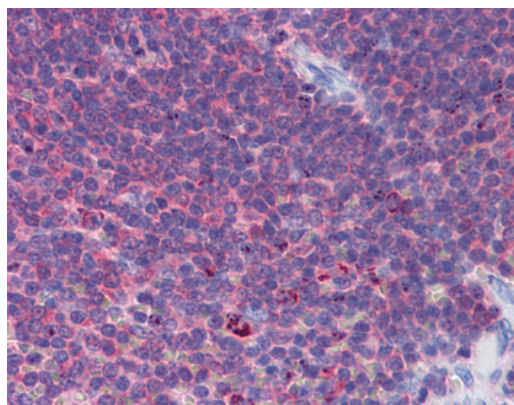
Biorbyt LLC

68 TW Alexander Drive
Research Triangle Park
Durham
NC 27713
United States

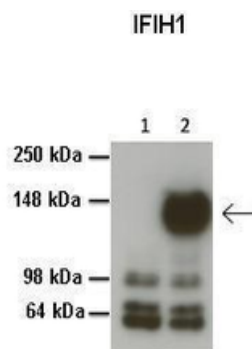
Email: info@biorbyt.com, support@biorbyt.com

Phone: [+1 \(415\) 906-5211](tel:+1(415)906-5211) | Fax: [+1 \(415\) 651-8558](tel:+1(415)651-8558)

MW	117kDa
Tested applications	IHC, WB
Storage	Maintain refrigerated at 2-8°C for up to 2 weeks. For long term storage store at -20°C in small aliquots to prevent freeze-thaw cycles.
Note	For research use only
NCBI	NP_071451
Expiration Date	12 months from date of receipt.



IHC Information: Paraffin embedded spleen tissue, tested with an antibody Dilution of 5 ug/ml.



Lanes: 1: 20 ug HEK293T no transfection, 2: 20 ug HEK293T 3Flag-MDA5/IFIH1, Primary Antibody Dilution: 1:1000, Secondary Antibody: Anti-rabbit HRP, Secondary Antibody Dilution: 1:1000, Gene Name: IFIH1, IFIH1 is supported by BioGPS gene expression data to be expressed in HEK293T.

Biorbyt Ltd.

7 Signet Court, Swann Road
Cambridge
CB5 8LA
United Kingdom

Email: info@biorbyt.com, support@biorbyt.com


Phone: +44 (0)1223 859353 | Fax: +1 (415) 651-8558

Biorbyt LLC

68 TW Alexander Drive
Research Triangle Park
Durham
NC 27713
United States

Email: info@biorbyt.com, support@biorbyt.com

Phone: +1 (415) 906-5211 | Fax: +1 (415) 651-8558



WB Suggested Anti-IFIH1 Antibody Titration: 0.2-1 ug/ml, ELISA
Titer: 1:62500, Positive Control: Human Muscle.

Biorbyt Ltd.

7 Signet Court, Swann Road
Cambridge
CB5 8LA
United Kingdom

Email: info@biorbyt.com, support@biorbyt.com

Phone: [+44 \(0\)1223 859353](tel:+44(0)1223859353) | Fax: [+1 \(415\) 651-8558](tel:+1(415)651-8558)

Biorbyt LLC

68 TW Alexander Drive
Research Triangle Park
Durham
NC 27713
United States

Email: info@biorbyt.com, support@biorbyt.com

Phone: [+1 \(415\) 906-5211](tel:+1(415)906-5211) | Fax: [+1 \(415\) 651-8558](tel:+1(415)651-8558)