

Product Datasheet

GATA3 Rabbit Polyclonal Antibody (orb574261)

Catalog Number	orb574261
Category	Antibodies
Description	Rabbit polyclonal antibody to GATA3
Target	GATA3
Clonality	Polyclonal
Species/Host	Rabbit
Conjugation	Unconjugated
Reactivity	Human
Predicted Reactivity	Bovine, Canine, Equine, Guinea pig, Mouse, Rabbit, Rat, Sheep
Form/Appearance	Liquid. Purified antibody supplied in 1x PBS buffer with 0.09% (w/v) sodium azide and 2% sucrose.
Concentration	0.5 mg/ml
Buffer/Preservatives	Liquid. Purified antibody supplied in 1x PBS buffer with 0.09% (w/v) sodium azide and 2% sucrose.
Purification	Affinity Purified
Immunogen	The immunogen is a synthetic peptide directed towards the C terminal region of human GATA3
Protein Sequence	Synthetic peptide located within the following region: RNRKMSSKSKKCKKVHDSLED FPKNSSFNPAALSRHMSSLSHISPFSSHSS
UniProt ID	P23771

Biorbyt Ltd.

7 Signet Court, Swann Road
Cambridge
CB5 8LA
United Kingdom

Email: info@biorbyt.com, support@biorbyt.com

Phone: [+44 \(0\)1223 859353](tel:+44(0)1223859353) | Fax: [+1 \(415\) 651-8558](tel:+1(415)651-8558)

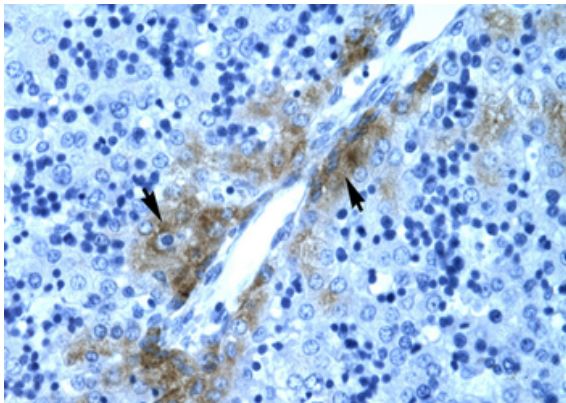
Biorbyt LLC

68 TW Alexander Drive
Research Triangle Park
Durham
NC 27713
United States

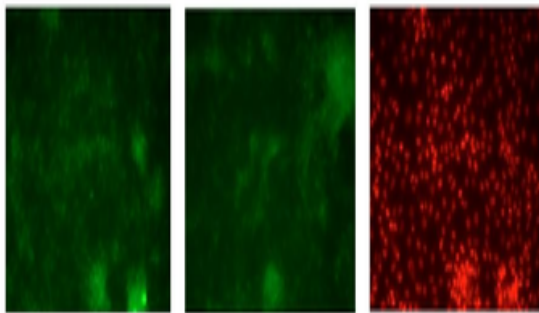
Email: info@biorbyt.com, support@biorbyt.com

Phone: [+1 \(415\) 906-5211](tel:+1(415)906-5211) | Fax: [+1 \(415\) 651-8558](tel:+1(415)651-8558)

MW	48kDa
Tested applications	IF, IHC, WB
Storage	Maintain refrigerated at 2-8°C for up to 2 weeks. For long term storage store at -20°C in small aliquots to prevent freeze-thaw cycles.
Note	For research use only
NCBI	NP_002042
Expiration Date	12 months from date of receipt.



Rabbit Anti-GATA3 Antibody, Paraffin Embedded Tissue: Human Liver Cellular Data: Hepatocyte Antibody Concentration: 4.0-8.0 ug/ml Magnification: 400X.



Sample Type: Human Embryonic Stem cell H1 differentiated to HNF4 positive hepatic progenitor cells, dilution: 1:250.

Biorbyt Ltd.

7 Signet Court, Swann Road
Cambridge
CB5 8LA
United Kingdom

Email: info@biorbyt.com, support@biorbyt.com


Phone: [+44 \(0\)1223 859353](tel:+44(0)1223859353) | Fax: [+1 \(415\) 651-8558](tel:+1(415)651-8558)

Biorbyt LLC

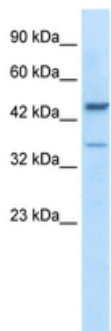
68 TW Alexander Drive
Research Triangle Park
Durham
NC 27713
United States

Email: info@biorbyt.com, support@biorbyt.com

Phone: [+1 \(415\) 906-5211](tel:+1(415)906-5211) | Fax: [+1 \(415\) 651-8558](tel:+1(415)651-8558)



WB Suggested Anti-GATA3 Antibody Titration: 0.2-1 ug/ml, ELISA Titer: 1:312500, Positive Control: Jurkat cell lysate, There is BioGPS gene expression data showing that GATA3 is expressed in Jurkat.



WB Suggested Anti-GATA3 Antibody Titration: 0.2-1 ug/ml, Positive Control: Jurkat cell lysate, There is BioGPS gene expression data showing that GATA3 is expressed in Jurkat.

Biorbyt Ltd.

7 Signet Court, Swann Road
Cambridge
CB5 8LA
United Kingdom

Email: info@biorbyt.com, support@biorbyt.com

Phone: [+44 \(0\)1223 859353](tel:+44(0)1223859353) | Fax: [+1 \(415\) 651-8558](tel:+1(415)651-8558)

Biorbyt LLC

68 TW Alexander Drive
Research Triangle Park
Durham
NC 27713
United States

Email: info@biorbyt.com, support@biorbyt.com

Phone: [+1 \(415\) 906-5211](tel:+1(415)906-5211) | Fax: [+1 \(415\) 651-8558](tel:+1(415)651-8558)