

## Product Datasheet

### SIRT1 Rabbit Polyclonal Antibody (orb574176)

<b>Catalog Number</b>	orb574176
<b>Category</b>	Antibodies
<b>Description</b>	Rabbit polyclonal antibody to SIRT1
<b>Target</b>	SIRT1
<b>Clonality</b>	Polyclonal
<b>Species/Host</b>	Rabbit
<b>Conjugation</b>	Unconjugated
<b>Reactivity</b>	Human
<b>Predicted Reactivity</b>	Bovine, Canine, Equine, Guinea pig, Mouse, Rabbit, Rat, Zebrafish
<b>Form/Appearance</b>	Liquid. Purified antibody supplied in 1x PBS buffer with 0.09% (w/v) sodium azide and 2% sucrose.
<b>Concentration</b>	0.5 mg/ml
<b>Buffer/Preservatives</b>	Liquid. Purified antibody supplied in 1x PBS buffer with 0.09% (w/v) sodium azide and 2% sucrose.
<b>Purification</b>	Affinity Purified
<b>Immunogen</b>	The immunogen is a synthetic peptide directed towards the N terminal region of human SIRT1
<b>Protein Sequence</b>	Synthetic peptide located within the following region: PETIPPELDDMTLWQIVINILSEPPKRKRKRKDINTIEDAVKLLQECKKI
<b>UniProt ID</b>	<b>Q96EB6</b>

**Biorbyt Ltd.**

7 Signet Court, Swann Road  
Cambridge  
CB5 8LA  
United Kingdom

Email: [info@biorbyt.com](mailto:info@biorbyt.com), [support@biorbyt.com](mailto:support@biorbyt.com)

Phone: [+44 \(0\)1223 859353](tel:+44(0)1223859353) | Fax: [+1 \(415\) 651-8558](tel:+1(415)651-8558)

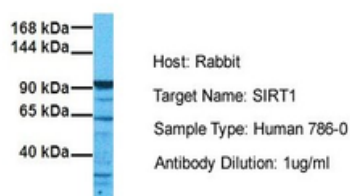
**Biorbyt LLC**

68 TW Alexander Drive  
Research Triangle Park  
Durham  
NC 27713  
United States

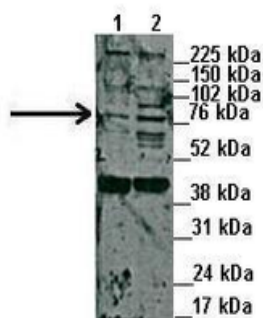
Email: [info@biorbyt.com](mailto:info@biorbyt.com), [support@biorbyt.com](mailto:support@biorbyt.com)

Phone: [+1 \(415\) 906-5211](tel:+1(415)906-5211) | Fax: [+1 \(415\) 651-8558](tel:+1(415)651-8558)

<b>MW</b>	82kDa
<b>Tested applications</b>	WB
<b>Storage</b>	Maintain refrigerated at 2-8°C for up to 2 weeks. For long term storage store at -20°C in small aliquots to prevent freeze-thaw cycles.
<b>Note</b>	For research use only
<b>NCBI</b>	<b>NP_036370</b>
<b>Expiration Date</b>	12 months from date of receipt.

**SIRT1**

Sample Tissue: Human 786-0, Antibody dilution: 1.0 ug/ml.

**SIRT1**

Lanes: 1. 45 ug capan1 cell lysate, 2. 45 ug HPAF cell lysate, Primary Antibody dilution: 1:1000, Secondary Antibody: Anti-Rabbit HRP, Secondary Antibody dilution: 1:5000, Gene Name: SIRT1.

**Biorbyt Ltd.**

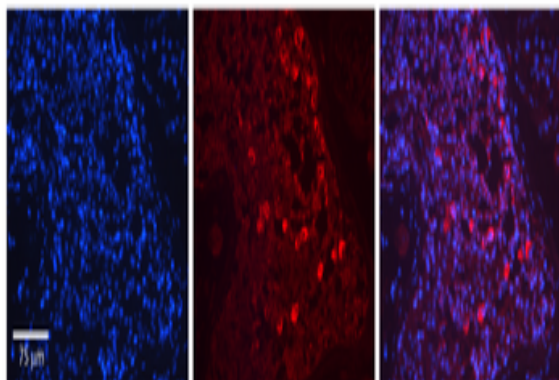
7 Signet Court, Swann Road  
Cambridge  
CB5 8LA  
United Kingdom

Email: [info@biorbyt.com](mailto:info@biorbyt.com), [support@biorbyt.com](mailto:support@biorbyt.com)  
Phone: +44 (0)1223 859353 | Fax: +1 (415) 651-8558


**Biorbyt LLC**

68 TW Alexander Drive  
Research Triangle Park  
Durham  
NC 27713  
United States

Email: [info@biorbyt.com](mailto:info@biorbyt.com), [support@biorbyt.com](mailto:support@biorbyt.com)  
Phone: +1 (415) 906-5211 | Fax: +1 (415) 651-8558



Rabbit Anti-SIRT1 Antibody, Catalog Number: orb574176, Formalin Fixed Paraffin Embedded Tissue: Human Testis Tissue, Observed Staining: Cytoplasm, Nucleus, Primary Antibody Concentration: 1:600, Other Working Concentrations: N/A, Secondary Antibody: Donkey anti-Rabbit-Cy3, Secondary Antibody Concentration: 1:200, Magnification: 20X, Exposure Time: 0.5-2.0 sec.



WB Suggested Anti-SIRT1 Antibody, Titration: 0.5 ug/ml, Positive Control: Fetal thymus.

**Biorbyt Ltd.**

7 Signet Court, Swann Road  
Cambridge  
CB5 8LA  
United Kingdom

Email: [info@biorbyt.com](mailto:info@biorbyt.com), [support@biorbyt.com](mailto:support@biorbyt.com)

Phone: [+44 \(0\)1223 859353](tel:+44(0)1223859353) | Fax: [+1 \(415\) 651-8558](tel:+1(415)651-8558)

**Biorbyt LLC**

68 TW Alexander Drive  
Research Triangle Park  
Durham  
NC 27713  
United States

Email: [info@biorbyt.com](mailto:info@biorbyt.com), [support@biorbyt.com](mailto:support@biorbyt.com)

Phone: [+1 \(415\) 906-5211](tel:+1(415)906-5211) | Fax: [+1 \(415\) 651-8558](tel:+1(415)651-8558)