

Product Datasheet

Phospho-HSP27 (Ser78) Recombinant Rabbit Monoclonal Antibody (orb559187)

Catalog Number	orb559187
Category	Antibodies
Description	Phospho-HSP27 (Ser78) Recombinant Rabbit Monoclonal Antibody
Target	HSPB1
Clonality	Recombinant
Species/Host	Rabbit
Isotype	IgG
Conjugation	Unconjugated
Reactivity	Human
Predicted Reactivity	Bovine, Canine, Equine, Mouse, Porcine, Rabbit, Rat
Form/Appearance	Liquid
Concentration	1mg/ml
Buffer/Preservatives	0.01M TBS (pH7.4) with 1% rAlbumin, 0.02% Proclin300 and 50% Glycerol.
Purification	Affinity purified by Protein A
Immunogen	KLH conjugated Synthesised phosphopeptide derived from human HSP27 around the phosphorylation site of Ser78 AL(p-S)RQ
UniProt ID	P04792

Biorbyt Ltd.

7 Signet Court, Swann Road
Cambridge
CB5 8LA
United Kingdom

Email: info@biorbyt.com, support@biorbyt.com

Phone: [+44 \(0\)1223 859353](tel:+44(0)1223859353) | Fax: [+1 \(415\) 651-8558](tel:+1(415)651-8558)

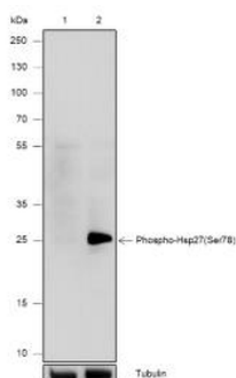
Biorbyt LLC

68 TW Alexander Drive
Research Triangle Park
Durham
NC 27713
United States

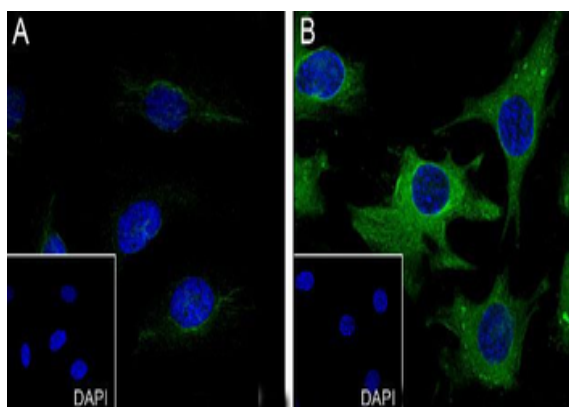
Email: info@biorbyt.com, support@biorbyt.com

Phone: [+1 \(415\) 906-5211](tel:+1(415)906-5211) | Fax: [+1 \(415\) 651-8558](tel:+1(415)651-8558)

MW	27 kDa
Tested applications	ELISA, FC, ICC, IF, IHC-Fr, IHC-P, WB
Dilution range	WB=1:500-2000, IHC-P=1:100-500, IHC-F=1:100-500, ICC/IF=1:50-200, IF=1:100-500, ELISA=1:5000-10000, Flow-Cyt=1:50-100
Antibody Type	Primary Antibody
Clone Number	B7G3
Storage	Maintain refrigerated at 2-8°C for up to 2 weeks. For long term storage store at -20°C in small aliquots to prevent freeze-thaw cycles.
Note	For research use only
Expiration Date	12 months from date of receipt.



Blocking buffer: 5% NFDM/TBST, Primary Ab, dilution: 1:1000, Primary Ab incubation condition: 2 hours at room temperature, Secondary Ab: Goat Anti-Rabbit IgG H&L (HRP), Lysate: 1: HeLa + Anisomycin (-), 2 HeLa +, Anisomycin (+), Protein loading quantity: 20 µg, Exposure time: 60 s, Predicted MW: 23 kDa, Observed MW: 27 kDa.



Cell line: A: HeLa, B HeLa + Anisomycin (+), Fixation: 100% Ice-cold methanol, Permeabilization: 0.1% Triton X-100, Primary Ab, dilution: 1:50, Primary Ab incubation condition: 4°C overnight, Secondary Ab: Goat Anti-Rabbit IgG, Nuclear counter stain: DAPI (Blue), Comment: Color green is the positive signal for orb559187.

Biorbyt Ltd.

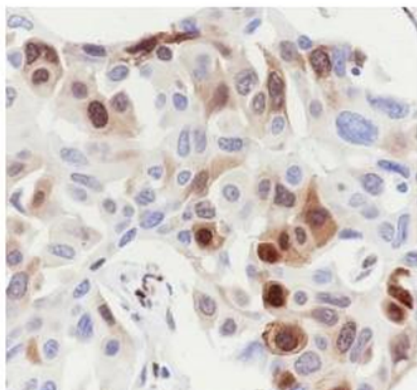
7 Signet Court, Swann Road
Cambridge
CB5 8LA
United Kingdom

Email: info@biorbyt.com, support@biorbyt.com
Phone: +44 (0)1223 859353 | Fax: +1 (415) 651-8558

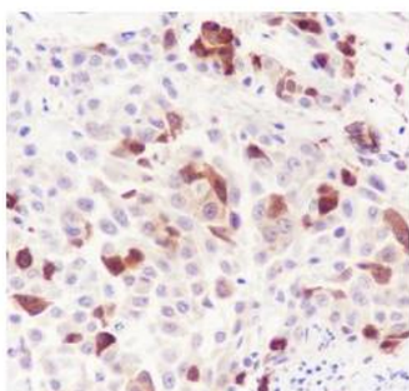
Biorbyt LLC

68 TW Alexander Drive
Research Triangle Park
Durham
NC 27713
United States

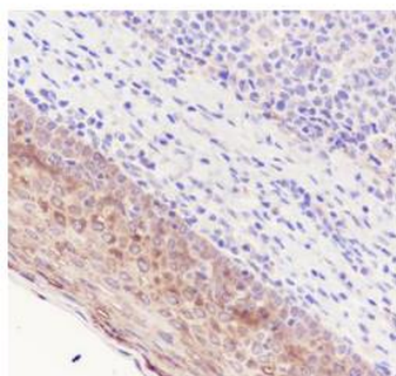
Email: info@biorbyt.com, support@biorbyt.com
Phone: +1 (415) 906-5211 | Fax: +1 (415) 651-8558



Tissue: Human breast cancer, Section type: Formalin-fixed & Paraffin embedded section, Retrieval method: High temperature and high pressure, Retrieval buffer: Tris/EDTA buffer, pH9.0, Primary Ab, dilution: 1:500, Primary Ab incubation condition: 1 hour at room temperature, Secondary Ab: Anti-Rabbit and Mouse, Polymer HRP (Ready to use), Counter stain: Hematoxylin (Blue), Comment: Color brown is the positive signal for orb559187.



Tissue: Human cervical cancer, Section type: Formalin-fixed & Paraffin embedded section, Retrieval method: High temperature and high pressure, Retrieval buffer: Tris/EDTA buffer, pH9.0, Primary Ab, dilution: 1:500, Primary Ab incubation condition: 1 hour at room temperature, Secondary Ab: Anti-Rabbit and Mouse, Polymer HRP (Ready to use), Counter stain: Hematoxylin (Blue), Comment: Color brown is the positive signal for orb559187.



Tissue: Human tonsil, Section type: Formalin-fixed & Paraffin embedded section, Retrieval method: High temperature and high pressure, Retrieval buffer: Tris/EDTA buffer, pH9.0, Primary Ab, dilution: 1:500, Primary Ab incubation condition: 1 hour at room temperature, Secondary Ab: Anti-Rabbit and Mouse, Polymer HRP (Ready to use), Counter stain: Hematoxylin (Blue), Comment: Color brown is the positive signal for orb559187.

Biorbyt Ltd.

7 Signet Court, Swann Road
Cambridge
CB5 8LA
United Kingdom

Email: info@biorbyt.com, support@biorbyt.com
Phone: [+44 \(0\)1223 859353](tel:+44(0)1223859353) | Fax: [+1 \(415\) 651-8558](tel:+1(415)651-8558)

Biorbyt LLC

68 TW Alexander Drive
Research Triangle Park
Durham
NC 27713
United States

Email: info@biorbyt.com, support@biorbyt.com
Phone: [+1 \(415\) 906-5211](tel:+1(415)906-5211) | Fax: [+1 \(415\) 651-8558](tel:+1(415)651-8558)