

Product Datasheet

Autotaxin Rabbit Polyclonal Antibody (orb55871)

Catalog Number	orb55871
Category	Antibodies
Description	Autotaxin Rabbit Polyclonal Antibody
Target	Autotaxin
Clonality	Polyclonal
Species/Host	Rabbit
Isotype	IgG
Conjugation	Unconjugated
Reactivity	Human, Mouse, Rat
Form/Appearance	10 mM PBS, 0.02% sodium azide
Concentration	- 100 µg (in 200 µl): 0.5 mg/ml- 200 µg (in 400 µl): 0.5 mg/ml
Purity	Polyclonal antibodies are purified by peptide affinity chromatography
Immunogen	KLH conjugated synthetic peptide derived from human Autotaxin. Please contact us for the exact immunogen sequence. The peptide is available as orb13142.
UniProt ID	Q13822
MW	53 kDa
Tested applications	IHC-P, WB
Dilution range	WB: 1-200-2000, IHC-P: 1:100-500

Biorbyt Ltd.

7 Signet Court, Swann Road
Cambridge
CB5 8LA
United Kingdom

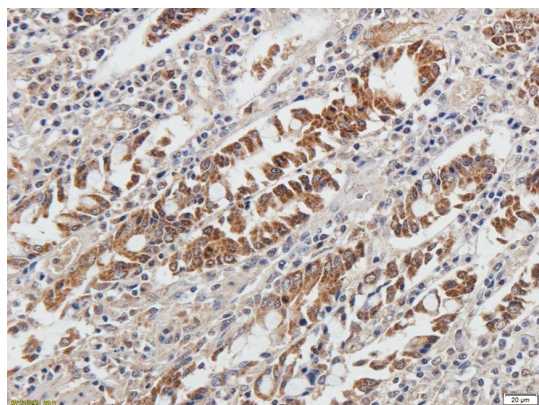
Email: info@biorbyt.com, support@biorbyt.com
Phone: [+44 \(0\)1223 859353](tel:+44(0)1223859353) | Fax: [+1 \(415\) 651-8558](tel:+1(415)651-8558)

Biorbyt LLC

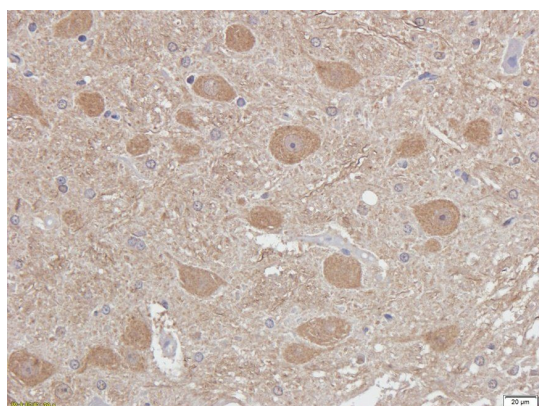
68 TW Alexander Drive
Research Triangle Park
Durham
NC 27713
United States

Email: info@biorbyt.com, support@biorbyt.com
Phone: [+1 \(415\) 906-5211](tel:+1(415)906-5211) | Fax: [+1 \(415\) 651-8558](tel:+1(415)651-8558)

Storage	Maintain refrigerated at 2-8°C for up to 2 weeks. For long term storage store at -20°C in small aliquots to prevent freeze-thaw cycles.
Note	For research use only
Entrez	8685
Expiration Date	12 months from date of receipt.



IHC-P image of pig small intestine tissue using anti-Autotaxin (2.5 ug/ml)



Immunohistochemical staining of paraffin embedded rat brain tissue using Autotaxin antibody (2.5 ug/ml)

Biorbyt Ltd.

7 Signet Court, Swann Road
Cambridge
CB5 8LA
United Kingdom

Email: info@biorbyt.com, support@biorbyt.com

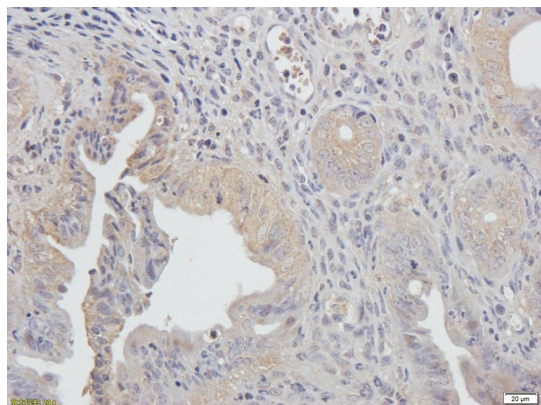
Phone: +44 (0)1223 859353 | Fax: +1 (415) 651-8558

Biorbyt LLC

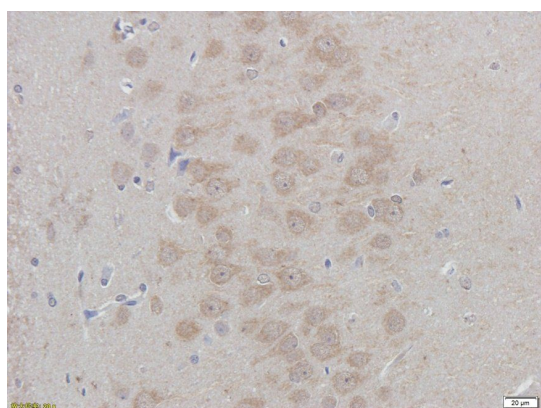
68 TW Alexander Drive
Research Triangle Park
Durham
NC 27713
United States

Email: info@biorbyt.com, support@biorbyt.com

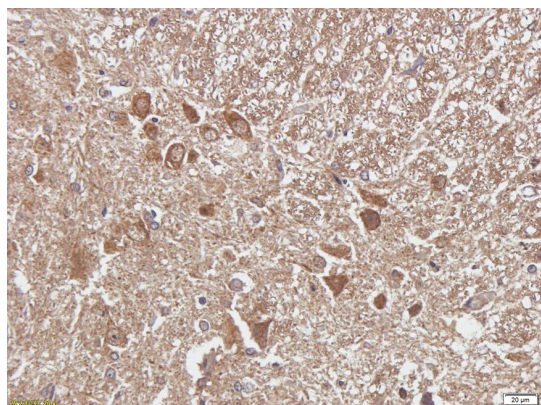
Phone: +1 (415) 906-5211 | Fax: +1 (415) 651-8558



IHC-P staining of mouse ovary tissue using anti-Autotaxin (2.5 ug/ml)



IHC-P image of rat brain tissue using Autotaxin antibody (2.5 ug/ml)



Immunohistochemical staining of rat spinal cord tissue using Autotaxin antibody (2.5 ug/ml)

Biorbyt Ltd.

7 Signet Court, Swann Road
Cambridge
CB5 8LA
United Kingdom

Email: info@biorbyt.com, support@biorbyt.com

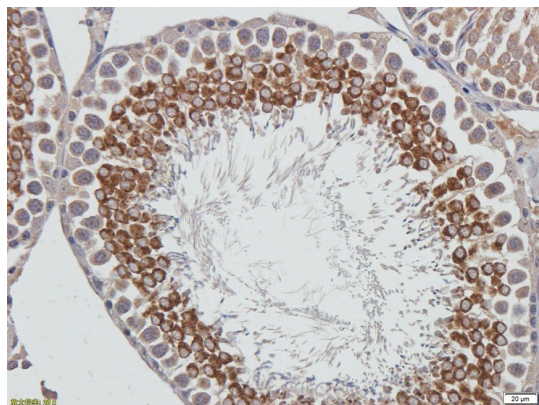
Phone: [+44 \(0\)1223 859353](tel:+44(0)1223859353) | Fax: [+1 \(415\) 651-8558](tel:+1(415)651-8558)

Biorbyt LLC


68 TW Alexander Drive
Research Triangle Park
Durham
NC 27713
United States

Email: info@biorbyt.com, support@biorbyt.com

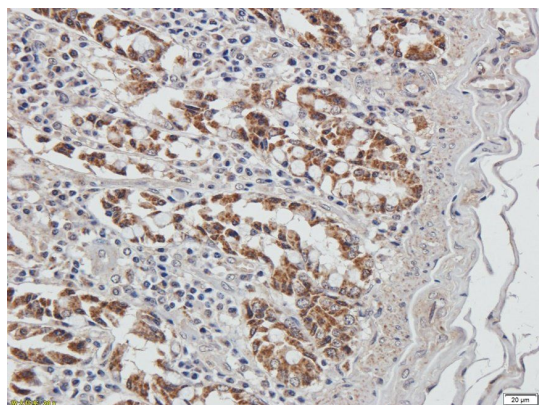
Phone: [+1 \(415\) 906-5211](tel:+1(415)906-5211) | Fax: [+1 \(415\) 651-8558](tel:+1(415)651-8558)



IHC-P image of rat testis tissue using Autotaxin antibody (2.5 ug/ml)



WB analysis of rat brain tissue using Autotaxin antibody (1 ug/ml)



Immunohistochemical staining of pig small intestine tissue using anti-Autotaxin (2.5 ug/ml)

Biorbyt Ltd.

7 Signet Court, Swann Road
Cambridge
CB5 8LA
United Kingdom

Email: info@biorbyt.com, support@biorbyt.com

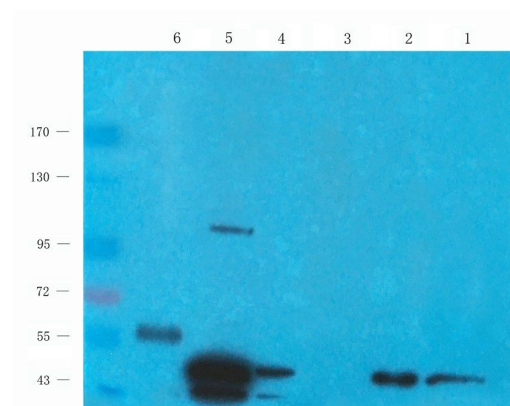
Phone: [+44 \(0\)1223 859353](tel:+44(0)1223859353) | Fax: [+1 \(415\) 651-8558](tel:+1(415)651-8558)

Biorbyt LLC

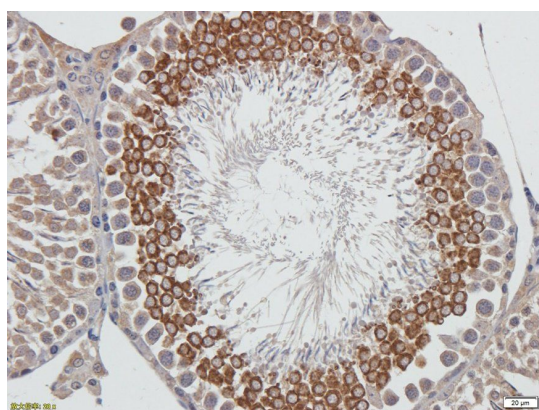
68 TW Alexander Drive
Research Triangle Park
Durham
NC 27713
United States

Email: info@biorbyt.com, support@biorbyt.com

Phone: [+1 \(415\) 906-5211](tel:+1(415)906-5211) | Fax: [+1 \(415\) 651-8558](tel:+1(415)651-8558)



WB analysis of rat spinal cord (lane 1), mouse heart (lane 2), mouse small intestine (lane 3), mouse testis (lane 4), rat brain (lane 5), human lung cancer (lane 6) tissue using anti-Autotaxin (1 ug/ml)



Immunohistochemical staining of rat testis tissue using Autotaxin antibody (2.5 ug/ml)

Biorbyt Ltd.

7 Signet Court, Swann Road
Cambridge
CB5 8LA
United Kingdom

Email: info@biorbyt.com, support@biorbyt.com

Phone: [+44 \(0\)1223 859353](tel:+44(0)1223859353) | Fax: [+1 \(415\) 651-8558](tel:+1(415)651-8558)

Biorbyt LLC

68 TW Alexander Drive
Research Triangle Park
Durham
NC 27713
United States

Email: info@biorbyt.com, support@biorbyt.com

Phone: [+1 \(415\) 906-5211](tel:+1(415)906-5211) | Fax: [+1 \(415\) 651-8558](tel:+1(415)651-8558)