

Product Datasheet

PRKG2 Rabbit Polyclonal Antibody (orb55863)

| | |
|----------------------------|---|
| Catalog Number | orb55863 |
| Category | Antibodies |
| Description | PRKG2 Rabbit Polyclonal Antibody |
| Target | PRKG2 |
| Clonality | Polyclonal |
| Species/Host | Rabbit |
| Isotype | IgG |
| Conjugation | Unconjugated |
| Reactivity | Human, Mouse, Rat |
| Form/Appearance | 10 mM PBS, 0.02% sodium azide |
| Concentration | - 100 µg (in 200 µl): 0.5 mg/ml- 200 µg (in 400 µl): 0.5 mg/ml |
| Purity | Polyclonal antibodies are purified by peptide affinity chromatography |
| Immunogen | KLH conjugated synthetic peptide derived from human PRKG2. Please contact us for the exact immunogen sequence. The peptide is available as orb393996. |
| UniProt ID | Q13237 |
| MW | 53 kDa |
| Tested applications | ICC, IF, IHC-P, WB |
| Dilution range | WB: 1-200-2000, IHC-P: 1:100-500, IF/ICC: 1:100-500 |

Biorbyt Ltd.

7 Signet Court, Swann Road
Cambridge
CB5 8LA
United Kingdom

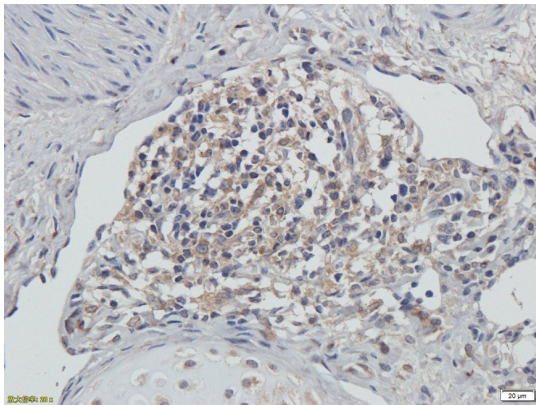
Email: info@biorbyt.com, support@biorbyt.com
Phone: [+44 \(0\)1223 859353](tel:+44(0)1223859353) | Fax: [+1 \(415\) 651-8558](tel:+1(415)651-8558)

Biorbyt LLC

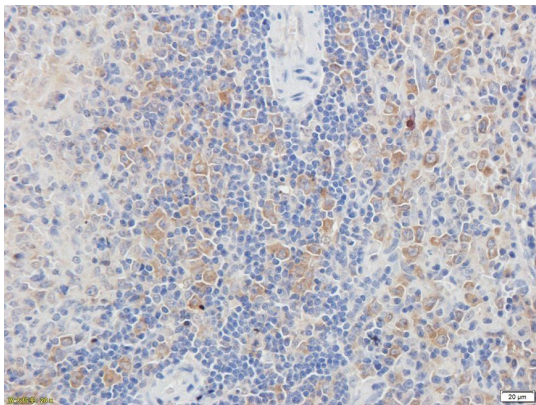
68 TW Alexander Drive
Research Triangle Park
Durham
NC 27713
United States

Email: info@biorbyt.com, support@biorbyt.com
Phone: [+1 \(415\) 906-5211](tel:+1(415)906-5211) | Fax: [+1 \(415\) 651-8558](tel:+1(415)651-8558)

| | |
|------------------------|---|
| Storage | Maintain refrigerated at 2-8°C for up to 2 weeks. For long term storage store at -20°C in small aliquots to prevent freeze-thaw cycles. |
| Note | For research use only |
| Entrez | 8685 |
| NCBI | 006770, 006761 |
| Expiration Date | 12 months from date of receipt. |



Immunohistochemical staining of paraffin embedded guinea pig lung tissue using anti-PRKG2 (2.5 ug/ml)



IHC-P staining of rat spleen tissue using PRKG2 antibody (2.5 ug/ml)

Biorbyt Ltd.

7 Signet Court, Swann Road
Cambridge
CB5 8LA
United Kingdom

Email: info@biorbyt.com, support@biorbyt.com

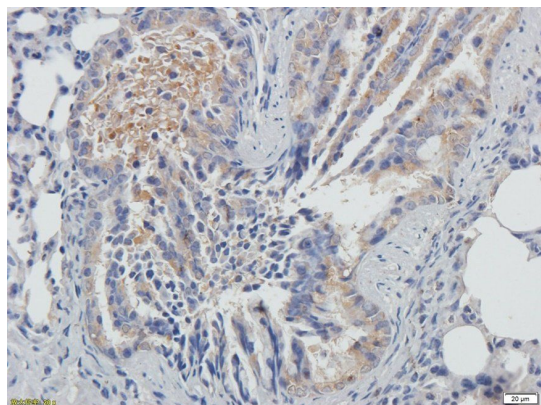
Phone: [+44 \(0\)1223 859353](tel:+44(0)1223859353) | Fax: [+1 \(415\) 651-8558](tel:+1(415)651-8558)

Biorbyt LLC

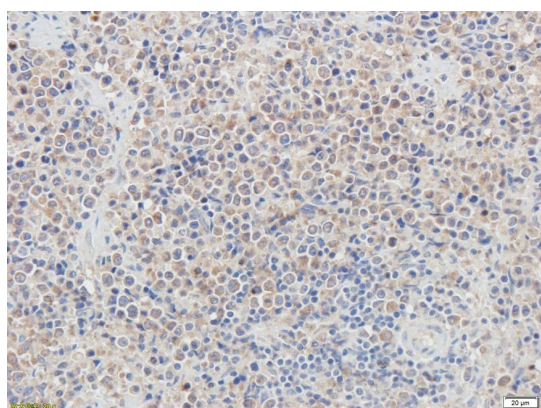
68 TW Alexander Drive
Research Triangle Park
Durham
NC 27713
United States

Email: info@biorbyt.com, support@biorbyt.com

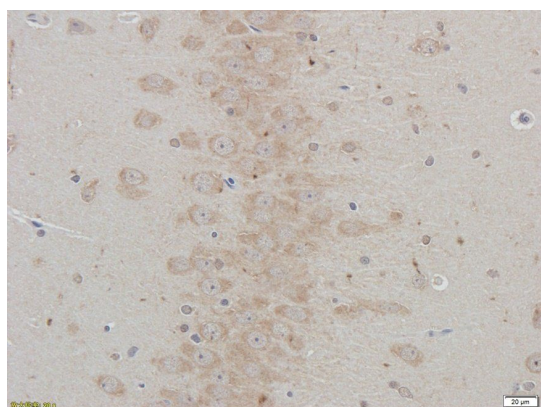
Phone: [+1 \(415\) 906-5211](tel:+1(415)906-5211) | Fax: [+1 \(415\) 651-8558](tel:+1(415)651-8558)



IHC-P staining of guinea pig lung tissue using PRKG2 antibody (2.5 ug/ml)



Immunohistochemical staining of paraffin embedded rat spleen tissue using PRKG2 antibody (2.5 ug/ml)



IHC-P image of rat brain tissue using PRKG2 antibody (2.5 ug/ml)

Biorbyt Ltd.

7 Signet Court, Swann Road
Cambridge
CB5 8LA
United Kingdom

Email: info@biorbyt.com, support@biorbyt.com

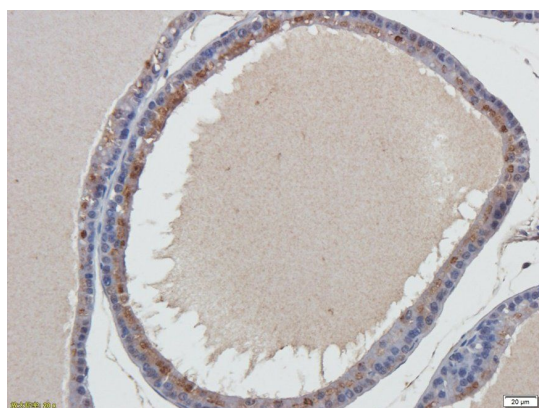
Phone: [+44 \(0\)1223 859353](tel:+44(0)1223859353) | Fax: [+1 \(415\) 651-8558](tel:+1(415)651-8558)

Biorbyt LLC

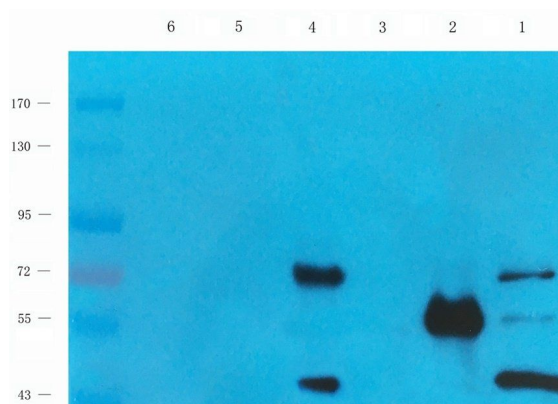
68 TW Alexander Drive
Research Triangle Park
Durham
NC 27713
United States

Email: info@biorbyt.com, support@biorbyt.com

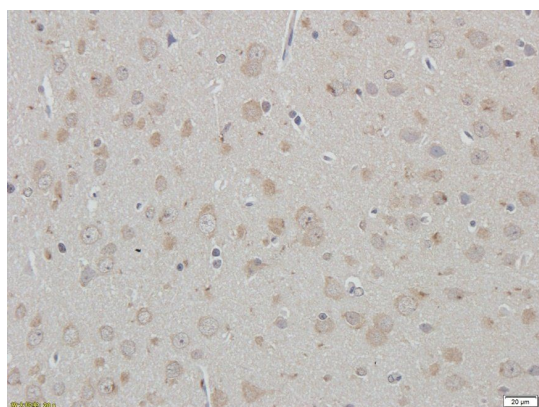
Phone: [+1 \(415\) 906-5211](tel:+1(415)906-5211) | Fax: [+1 \(415\) 651-8558](tel:+1(415)651-8558)



Immunohistochemical staining of paraffin embedded rat prostate tissue using PRKG2 antibody (2.5 ug/ml)



WB analysis of mouse spleen (lane 1), human breast cancer (lane 2), mouse brain (lane 3), rat lung (lane 4), mouse small intestine (lane 5), hela (lane 6) tissue using anti-PRKG2 (1 ug/ml)



Immunohistochemical staining of paraffin embedded rat brain tissue using PRKG2 antibody (2.5 ug/ml)

Biorbyt Ltd.

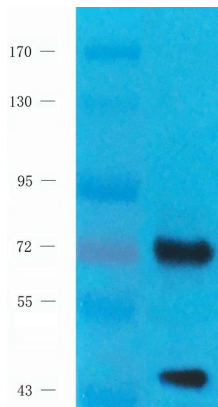
7 Signet Court, Swann Road
Cambridge
CB5 8LA
United Kingdom

Email: info@biorbyt.com, support@biorbyt.com
Phone: +44 (0)1223 859353 | Fax: +1 (415) 651-8558

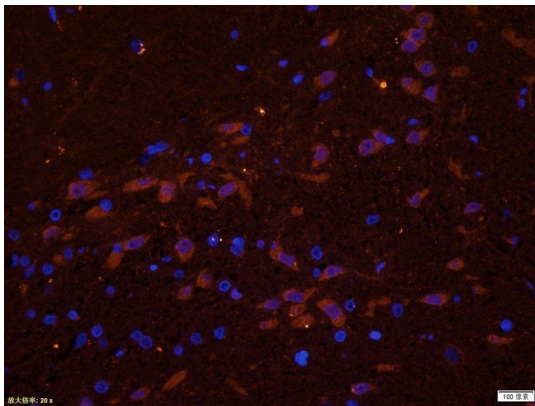
Biorbyt LLC

68 TW Alexander Drive
Research Triangle Park
Durham
NC 27713
United States

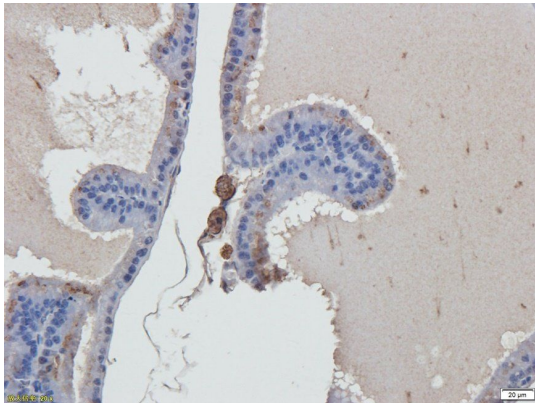
Email: info@biorbyt.com, support@biorbyt.com
Phone: +1 (415) 906-5211 | Fax: +1 (415) 651-8558



WB analysis of rat lung tissue using anti-PRKG2 (1 ug/ml)



Immunofluorescence analysis of rat brain tissue using anti-PRKG2 (2.5 ug/ml)



IHC-P image of rat prostate tissue using PRKG2 antibody (2.5 ug/ml)

Biorbyt Ltd.

7 Signet Court, Swann Road
Cambridge
CB5 8LA
United Kingdom

Email: info@biorbyt.com, support@biorbyt.com

Phone: [+44 \(0\)1223 859353](tel:+44(0)1223859353) | Fax: [+1 \(415\) 651-8558](tel:+1(415)651-8558)

Biorbyt LLC

68 TW Alexander Drive
Research Triangle Park
Durham
NC 27713
United States

Email: info@biorbyt.com, support@biorbyt.com

Phone: [+1 \(415\) 906-5211](tel:+1(415)906-5211) | Fax: [+1 \(415\) 651-8558](tel:+1(415)651-8558)