

Product Datasheet

CD41 Rabbit Polyclonal Antibody (orb556881)

Catalog Number	orb556881
Category	Antibodies
Description	Rabbit polyclonal antibody to CD41
Target	CD41
Clonality	Polyclonal
Species/Host	Rabbit
Isotype	IgG
Conjugation	Unconjugated
Reactivity	Human, Mouse
Form/Appearance	Liquid: 1XPBS, 20% Glycerol (pH7). 0.025% ProClin 300 was added as a preservative.
Concentration	0.25 mg/ml
Buffer/Preservatives	PBS, 1% rAlbumin, 20% Glycerol, 0.025% ProClin 300.
Purity	Purified by antigen-affinity chromatography.
Purification	Purified by antigen-affinity chromatography.
Immunogen	Recombinant protein encompassing a sequence within the Extracellular domain of human CD41. The exact sequence is proprietary.
UniProt ID	P08514
MW	113

Biorbyt Ltd.

7 Signet Court, Swann Road
Cambridge
CB5 8LA
United Kingdom

Email: info@biorbyt.com, support@biorbyt.com

Phone: [+44 \(0\)1223 859353](tel:+44(0)1223859353) | Fax: [+1 \(415\) 651-8558](tel:+1(415)651-8558)

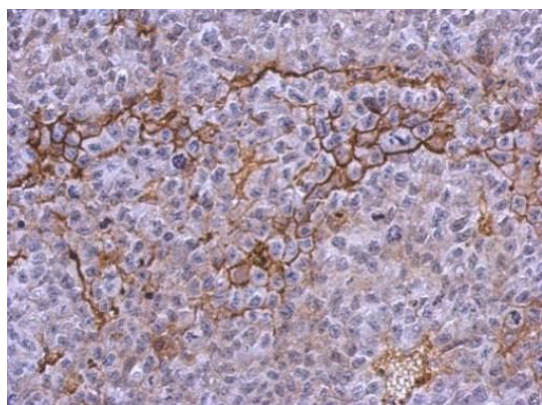
Biorbyt LLC

68 TW Alexander Drive
Research Triangle Park
Durham
NC 27713-2847
United States

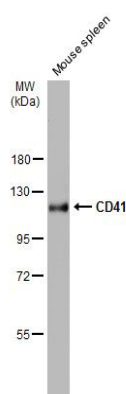
Email: info@biorbyt.com, support@biorbyt.com

Phone: [+1 \(415\) 906-5211](tel:+1(415)906-5211) | Fax: [+1 \(415\) 651-8558](tel:+1(415)651-8558)

Tested applications	ICC, IHC-Fr, IHC-P, WB
Dilution range	WB: 1:500-1:3000 , IHC-P: 1:100-1:1000
Application notes	Positive control: A549
Antibody Type	Primary Antibody
Storage	Store as concentrated solution. Centrifuge briefly prior to opening vial. For short-term storage (1-2 weeks), store at 4°C. For long-term storage, aliquot and store at -20°C or below. Avoid multiple freeze-thaw cycles.
Note	For research use only
Expiration Date	12 months from date of receipt.



Immunohistochemical staining of PC13 xenograft using CD41 antibody



Western blot analysis of Mouse tissue using CD41 antibody

Biorbyt Ltd.

7 Signet Court, Swann Road
Cambridge
CB5 8LA
United Kingdom

Email: info@biorbyt.com, support@biorbyt.com

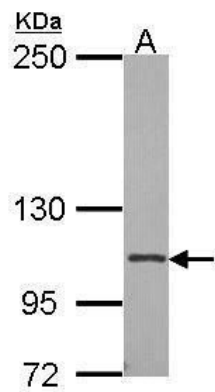
Phone: [+44 \(0\)1223 859353](tel:+44(0)1223859353) | Fax: [+1 \(415\) 651-8558](tel:+1(415)651-8558)

Biorbyt LLC

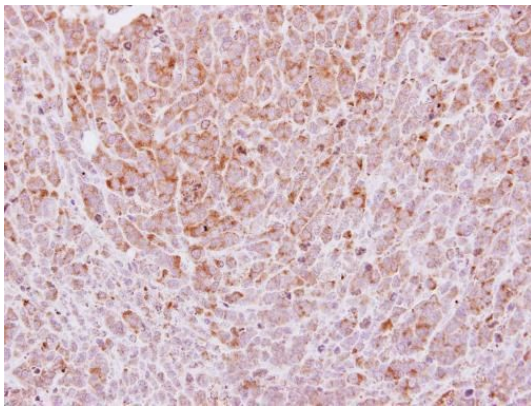
68 TW Alexander Drive
Research Triangle Park
Durham
NC 27713-2847
United States

Email: info@biorbyt.com, support@biorbyt.com

Phone: [+1 \(415\) 906-5211](tel:+1(415)906-5211) | Fax: [+1 \(415\) 651-8558](tel:+1(415)651-8558)



Western blot analysis of A549 cells using CD41 antibody



Immunohistochemical staining of BT483 xenograft using Laminin gamma 2 antibody

Biorbyt Ltd.

7 Signet Court, Swann Road
Cambridge
CB5 8LA
United Kingdom

Email: info@biorbyt.com, support@biorbyt.com

Phone: [+44 \(0\)1223 859353](tel:+44(0)1223859353) | Fax: [+1 \(415\) 651-8558](tel:+1(415)651-8558)

Biorbyt LLC

68 TW Alexander Drive
Research Triangle Park
Durham
NC 27713-2847
United States

Email: info@biorbyt.com, support@biorbyt.com

Phone: [+1 \(415\) 906-5211](tel:+1(415)906-5211) | Fax: [+1 \(415\) 651-8558](tel:+1(415)651-8558)