

Product Datasheet

FANCA Rabbit Polyclonal Antibody (orb556852)

Catalog Number	orb556852
Category	Antibodies
Description	Rabbit polyclonal antibody to FANCA
Target	FANCA
Clonality	Polyclonal
Species/Host	Rabbit
Isotype	IgG
Conjugation	Unconjugated
Reactivity	Human
Form/Appearance	Liquid: 0.1M Tris, 0.1M Glycine, 10% Glycerol (pH7). 0.01% Thimerosal was added as a preservative.
Concentration	1 mg/ml
Buffer/Preservatives	PBS, 20% Glycerol, 0.025% ProClin 300.
Purity	Purified by antigen-affinity chromatography.
Purification	Purified by antigen-affinity chromatography.
Immunogen	Recombinant protein encompassing a sequence within the center region of human FANCA. The exact sequence is proprietary.
UniProt ID	O15360
MW	163

Biorbyt Ltd.

7 Signet Court, Swann Road
Cambridge
CB5 8LA
United Kingdom

Email: info@biorbyt.com, support@biorbyt.com

Phone: [+44 \(0\)1223 859353](tel:+44(0)1223859353) | Fax: [+1 \(415\) 651-8558](tel:+1(415)651-8558)

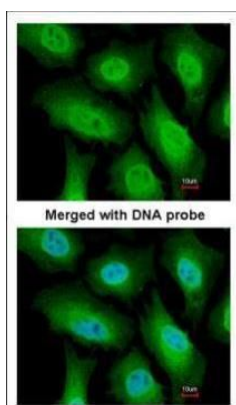
Biorbyt LLC

68 TW Alexander Drive
Research Triangle Park
Durham
NC 27713
United States

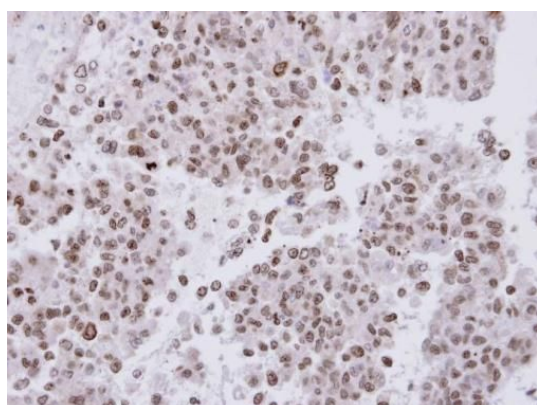
Email: info@biorbyt.com, support@biorbyt.com

Phone: [+1 \(415\) 906-5211](tel:+1(415)906-5211) | Fax: [+1 \(415\) 651-8558](tel:+1(415)651-8558)

Tested applications	ICC, IHC-P, WB
Dilution range	WB: 1:500-1:3000 , IF: 1:100-1:1000 , IHC-P: 1:100-1:1000
Antibody Type	Primary Antibody
Storage	Store as concentrated solution. Centrifuge briefly prior to opening vial. For short-term storage (1-2 weeks), store at 4°C. For long-term storage, aliquot and store at -20°C or below. Avoid multiple freeze-thaw cycles.
Note	For research use only
Expiration Date	12 months from date of receipt.



Immunofluorescence analysis of HeLa cells using FANCA antibody



Immunohistochemical staining of OV90 xenograft using FANCA antibody

Biorbyt Ltd.

7 Signet Court, Swann Road
Cambridge
CB5 8LA
United Kingdom

Email: info@biorbyt.com, support@biorbyt.com


Phone: +44 (0)1223 859353 | Fax: +1 (415) 651-8558

Biorbyt LLC

68 TW Alexander Drive
Research Triangle Park
Durham
NC 27713
United States

Email: info@biorbyt.com, support@biorbyt.com

Phone: +1 (415) 906-5211 | Fax: +1 (415) 651-8558



Western blot analysis of A431(Lane 1), HeLa(Lane 2) using FANCA antibody

Biorbyt Ltd.

7 Signet Court, Swann Road
Cambridge
CB5 8LA
United Kingdom

Email: info@biorbyt.com, support@biorbyt.com

Phone: [+44 \(0\)1223 859353](tel:+44(0)1223859353) | Fax: [+1 \(415\) 651-8558](tel:+1(415)6518558)

Biorbyt LLC

68 TW Alexander Drive
Research Triangle Park
Durham
NC 27713
United States

Email: info@biorbyt.com, support@biorbyt.com

Phone: [+1 \(415\) 906-5211](tel:+1(415)9065211) | Fax: [+1 \(415\) 651-8558](tel:+1(415)6518558)