

## Product Datasheet

### Hsp70 Rabbit Polyclonal Antibody (orb556728)

<b>Catalog Number</b>	orb556728
<b>Category</b>	Antibodies
<b>Description</b>	Rabbit polyclonal antibody to HSP70
<b>Target</b>	HSP70
<b>Clonality</b>	Polyclonal
<b>Species/Host</b>	Rabbit
<b>Isotype</b>	IgG
<b>Conjugation</b>	Unconjugated
<b>Reactivity</b>	Human, Monkey, Mouse, Other, Rat
<b>Form/Appearance</b>	Liquid: 1XPBS, 20% Glycerol (pH7). 0.025% ProClin 300 was added as a preservative.
<b>Concentration</b>	0.73 mg/ml
<b>Buffer/Preservatives</b>	PBS, 20% Glycerol, 0.025% ProClin 300.
<b>Purity</b>	Purified by antigen-affinity chromatography.
<b>Purification</b>	Purified by antigen-affinity chromatography.
<b>Immunogen</b>	Recombinant protein encompassing a sequence within the center region of human HSP70 1A. The exact sequence is proprietary.
<b>UniProt ID</b>	<b>P0DMV8, P0DMV9</b>
<b>MW</b>	70

**Biorbyt Ltd.**

7 Signet Court, Swann Road  
Cambridge  
CB5 8LA  
United Kingdom

Email: [info@biorbyt.com](mailto:info@biorbyt.com), [support@biorbyt.com](mailto:support@biorbyt.com)

Phone: [+44 \(0\)1223 859353](tel:+44(0)1223859353) | Fax: [+1 \(415\) 651-8558](tel:+1(415)651-8558)

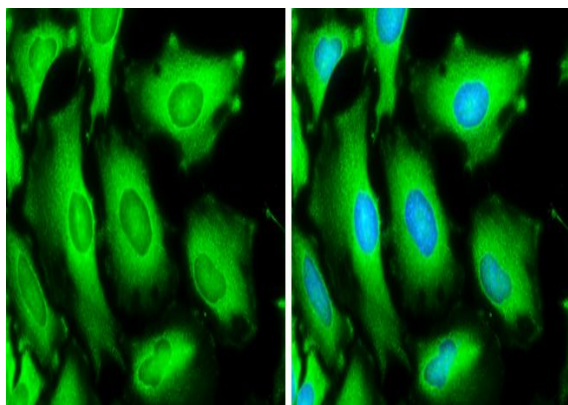
**Biorbyt LLC**

68 TW Alexander Drive  
Research Triangle Park  
Durham  
NC 27713  
United States

Email: [info@biorbyt.com](mailto:info@biorbyt.com), [support@biorbyt.com](mailto:support@biorbyt.com)

Phone: [+1 \(415\) 906-5211](tel:+1(415)906-5211) | Fax: [+1 \(415\) 651-8558](tel:+1(415)651-8558)

<b>Tested applications</b>	ICC, IHC-P, IP, WB
<b>Dilution range</b>	WB: 1:5000-1:20000 , IF: 1:100-1:1000 , IHC-P: 1:100-1:1000 , IP: 1:500-1:1000
<b>Application notes</b>	Positive control: Jurkat , Raji , A431 , HeLa , HepG2 , H1299 , HCT116 , MCF-7 , NT2D1 , PC-3 , U87-MG , NIH-3T3 , Mouse brain , PC-12 , Rat brain , 293T
<b>Specificity</b>	KO/KD validation is based on published data (PMID: 26863132).
<b>Antibody Type</b>	Primary Antibody
<b>Storage</b>	Store as concentrated solution. Centrifuge briefly prior to opening vial. For short-term storage (1-2 weeks), store at 4°C. For long-term storage, aliquot and store at -20°C or below. Avoid multiple freeze-thaw cycles.
<b>Note</b>	For research use only
<b>Expiration Date</b>	12 months from date of receipt.



Immunofluorescence analysis of HeLa cells using HSP70 antibody

**Biorbyt Ltd.**

7 Signet Court, Swann Road  
Cambridge  
CB5 8LA  
United Kingdom

Email: [info@biorbyt.com](mailto:info@biorbyt.com), [support@biorbyt.com](mailto:support@biorbyt.com)

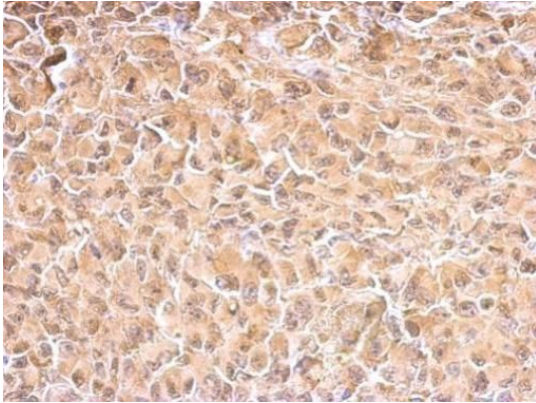
Phone: [+44 \(0\)1223 859353](tel:+44(0)1223859353) | Fax: [+1 \(415\) 651-8558](tel:+1(415)651-8558)

**Biorbyt LLC**

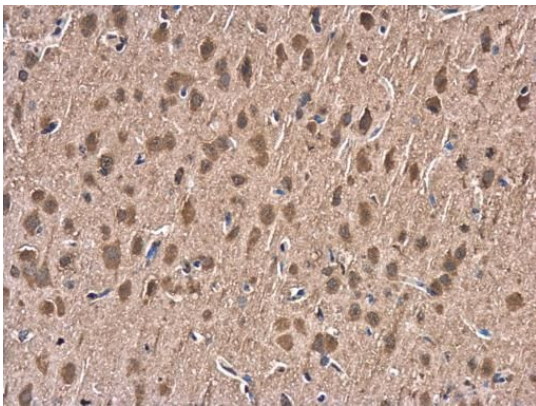
68 TW Alexander Drive  
Research Triangle Park  
Durham  
NC 27713  
United States

Email: [info@biorbyt.com](mailto:info@biorbyt.com), [support@biorbyt.com](mailto:support@biorbyt.com)

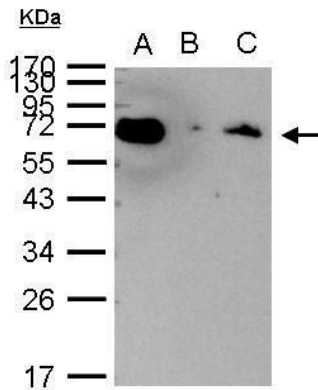
Phone: [+1 \(415\) 906-5211](tel:+1(415)906-5211) | Fax: [+1 \(415\) 651-8558](tel:+1(415)651-8558)



Immunohistochemical staining of H1299 xenograft using HSP70 antibody



Immunohistochemical staining of Rat brain using HSP70 antibody



Immunoprecipitation analysis of HeLa Whole cell lysate using HSP70 antibody

**Biorbyt Ltd.**

7 Signet Court, Swann Road  
Cambridge  
CB5 8LA  
United Kingdom

Email: [info@biorbyt.com](mailto:info@biorbyt.com), [support@biorbyt.com](mailto:support@biorbyt.com)

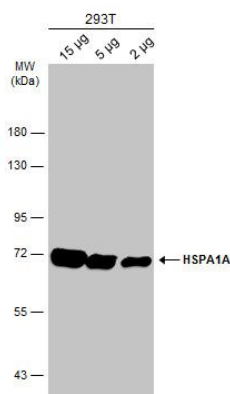
Phone: +44 (0)1223 859353 | Fax: +1 (415) 651-8558

**Biorbyt LLC**

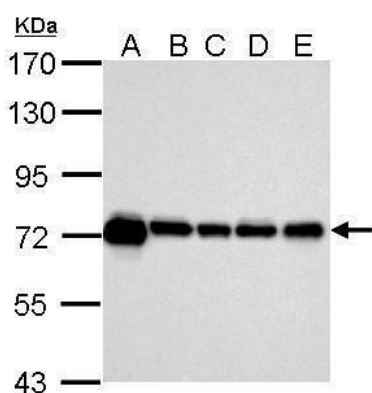
68 TW Alexander Drive  
Research Triangle Park  
Durham  
NC 27713  
United States

Email: [info@biorbyt.com](mailto:info@biorbyt.com), [support@biorbyt.com](mailto:support@biorbyt.com)

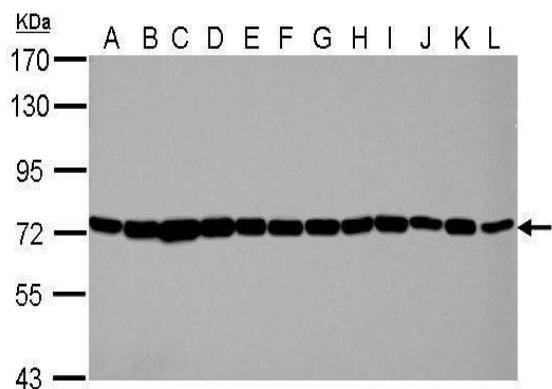
Phone: +1 (415) 906-5211 | Fax: +1 (415) 651-8558



Western blot analysis of Jurkat(Lane 1), Raji(Lane 2), 293T(Lane 3), A431(Lane 4), HeLa(Lane 5), HepG2(Lane 6), H1299(Lane 7), HCT116(Lane 8), MCF-7(Lane 9), NT2D1(Lane 10), PC-3(Lane 11), U87-MG(Lane 12) using HSP70 antibody



Western blot analysis of Jurkat(Lane 1), Raji(Lane 2), 293T(Lane 3), A431(Lane 4), HeLa(Lane 5), HepG2(Lane 6), H1299(Lane 7), HCT116(Lane 8), MCF-7(Lane 9), NT2D1(Lane 10), PC-3(Lane 11), U87-MG(Lane 12) using HSP70 antibody



Western blot analysis of Jurkat(Lane 1), Raji(Lane 2), 293T(Lane 3), A431(Lane 4), HeLa(Lane 5), HepG2(Lane 6), H1299(Lane 7), HCT116(Lane 8), MCF-7(Lane 9), NT2D1(Lane 10), PC-3(Lane 11), U87-MG(Lane 12) using HSP70 antibody

**Biorbyt Ltd.**

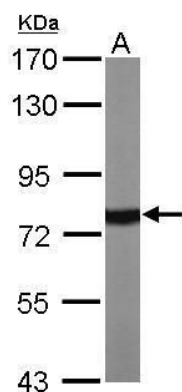
7 Signet Court, Swann Road  
Cambridge  
CB5 8LA  
United Kingdom

Email: [info@biorbyt.com](mailto:info@biorbyt.com), [support@biorbyt.com](mailto:support@biorbyt.com)  
Phone: +44 (0)1223 859353 | Fax: +1 (415) 651-8558

**Biorbyt LLC**

68 TW Alexander Drive  
Research Triangle Park  
Durham  
NC 27713  
United States

Email: [info@biorbyt.com](mailto:info@biorbyt.com), [support@biorbyt.com](mailto:support@biorbyt.com)  
Phone: +1 (415) 906-5211 | Fax: +1 (415) 651-8558



Western blot analysis of Jurkat(Lane 1), Raji(Lane 2), 293T(Lane 3), A431(Lane 4), HeLa(Lane 5), HepG2(Lane 6), H1299(Lane 7), HCT116(Lane 8), MCF-7(Lane 9), NT2D1(Lane 10), PC-3(Lane 11), U87-MG(Lane 12) using HSP70 antibody

**Biorbyt Ltd.**

7 Signet Court, Swann Road  
Cambridge  
CB5 8LA  
United Kingdom

Email: [info@biorbyt.com](mailto:info@biorbyt.com), [support@biorbyt.com](mailto:support@biorbyt.com)

Phone: [+44 \(0\)1223 859353](tel:+44(0)1223859353) | Fax: [+1 \(415\) 651-8558](tel:+1(415)651-8558)

**Biorbyt LLC**

68 TW Alexander Drive  
Research Triangle Park  
Durham  
NC 27713  
United States

Email: [info@biorbyt.com](mailto:info@biorbyt.com), [support@biorbyt.com](mailto:support@biorbyt.com)

Phone: [+1 \(415\) 906-5211](tel:+1(415)906-5211) | Fax: [+1 \(415\) 651-8558](tel:+1(415)651-8558)