Product Datasheet

SAP130 antibody [C3], C-term (orb556359)

Description	Rabbit polyclonal antibody to SF3B3
Species/Host	Rabbit
Reactivity	Human
Conjugation	Unconjugated
Tested Applications	ICC, IHC-P, WB
Immunogen	Carrier-protein conjugated synthetic peptide encompassing a sequence within the C-terminus region of human SAP130. The exact sequence is proprietary.
Target	SF3B3
Preservatives	0.01% Thimerosal. 1XPBS (pH7), 1% rAlbumin, 20% Glycerol
Form/Appearance	Liquid: 1XPBS, 1% rAlbumin, 20% Glycerol (pH7). 0.01% Thimerosal was added as a preservative.
Concentration	1 mg/ml
Storage	Store as concentrated solution. Centrifuge briefly prior to opening vial. For short-term storage (1-2 weeks), store at 4°C. For long-term storage, aliquot and store at -20°lC or below. Avoid multiple freeze-thaw cycles.
Note	For research use only
Application notes	Positive control: HeLa
Isotype	IgG
Clonality	Polyclonal
Antibody Type	Primary Antibody
Purity	Purified by antigen-affinity chromatography.

Biorbyt Ltd.
7 Signet Court, Swann's Road,
Cambridge, CB5 8LA, United Kingdom
Email: info@biorbyt.com, support@biorbyt.com
Phone: +44 (0) 1223 859-353 | Fax: +1 (415) 651-8558

Biorbyt LLC.
68 TW Alexander Drive,
Durham, NC, 27713, United States
Email: info@biorbyt.com, support@biorbyt.com
Phone: +1 (415) 906-5211 | Fax: +1 (415) 651-8558

MW	136
Uniprot ID	**Q15393**
Dilution Range	WB: 1:500-1:20000 , IF: 1:100-1:1000 , IHC-P: 1:100-1:1000
Expiration Date	12 months from date of receipt.

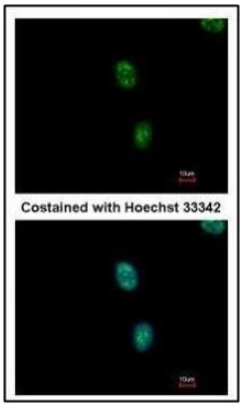

Immunofluorescence analysis of HeLa cells using SF3B3 antibody

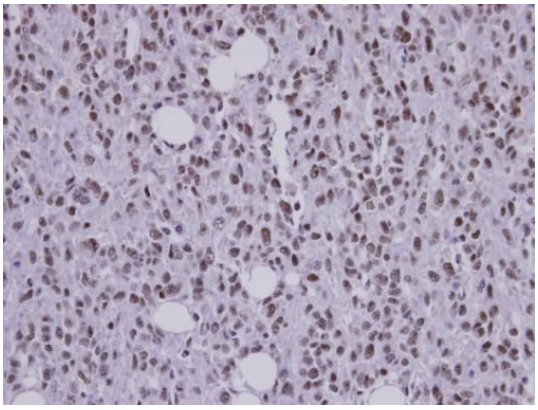

Immunohistochemical staining of Saos-2 xenograft using SF3B3 antibody

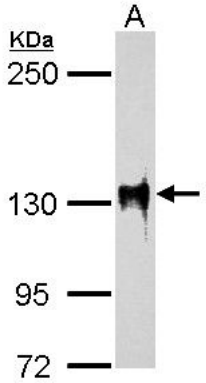

Western blot analysis of HeLa cells using SF3B3 antibody

Biorbyt Ltd.
7 Signet Court, Swann's Road,
Cambridge, CB5 8LA, United Kingdom
Email: info@biorbyt.com, support@biorbyt.com
Phone: +44 (0) 1223 859-353 | Fax: +1 (415) 651-8558

Biorbyt LLC.
68 TW Alexander Drive,
Durham, NC, 27713, United States
Email: info@biorbyt.com, support@biorbyt.com
Phone: +1 (415) 906-5211 | Fax: +1 (415) 651-8558