

Product Datasheet

TST Rabbit Polyclonal Antibody (orb556321)

Catalog Number	orb556321
Category	Antibodies
Description	Rabbit polyclonal antibody to TST
Target	TST
Clonality	Polyclonal
Species/Host	Rabbit
Isotype	IgG
Conjugation	Unconjugated
Reactivity	Human, Mouse, Rat
Form/Appearance	Liquid: 0.1M Tris, 0.1M Glycine, 10% Glycerol (pH7). 0.01% Thimerosal was added as a preservative.
Concentration	0.39 mg/ml
Buffer/Preservatives	0.1M Tris, 0.1M Glycine, 10% Glycerol, 0.01% Thimerosal.
Purity	Purified by antigen-affinity chromatography.
Purification	Purified by antigen-affinity chromatography.
Immunogen	Recombinant protein encompassing a sequence within the center region of human TST. The exact sequence is proprietary.
UniProt ID	Q16762
MW	33

Biorbyt Ltd.

7 Signet Court, Swann Road
Cambridge
CB5 8LA
United Kingdom

Email: info@biorbyt.com, support@biorbyt.com

Phone: [+44 \(0\)1223 859353](tel:+44(0)1223859353) | Fax: [+1 \(415\) 651-8558](tel:+1(415)651-8558)

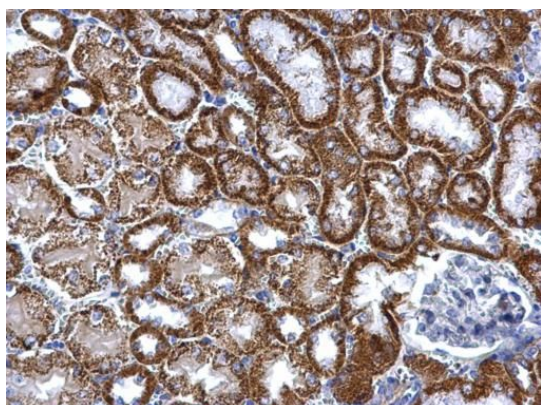
Biorbyt LLC

68 TW Alexander Drive
Research Triangle Park
Durham
NC 27713
United States

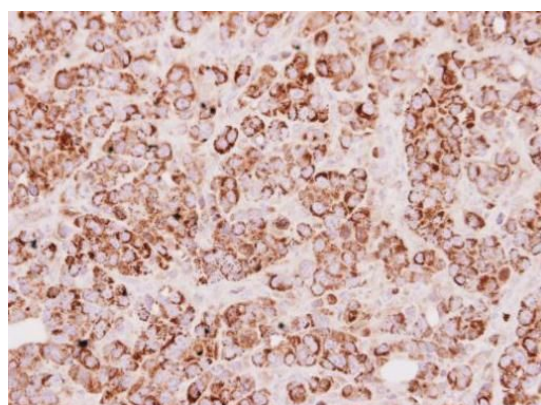
Email: info@biorbyt.com, support@biorbyt.com

Phone: [+1 \(415\) 906-5211](tel:+1(415)906-5211) | Fax: [+1 \(415\) 651-8558](tel:+1(415)651-8558)

Tested applications	IHC-P, WB
Dilution range	WB: 1:500-1:3000 , IHC-P: 1:100-1:1000
Antibody Type	Primary Antibody
Storage	Store as concentrated solution. Centrifuge briefly prior to opening vial. For short-term storage (1-2 weeks), store at 4°C. For long-term storage, aliquot and store at -20°C or below. Avoid multiple freeze-thaw cycles.
Note	For research use only
Expiration Date	12 months from date of receipt.



Immunohistochemical staining of mouse kidney using TST antibody



Immunohistochemical staining of MCF7 xenograft using TST antibody

Biorbyt Ltd.

7 Signet Court, Swann Road
Cambridge
CB5 8LA
United Kingdom

Email: info@biorbyt.com, support@biorbyt.com


Phone: [+44 \(0\)1223 859353](tel:+44(0)1223859353) | Fax: [+1 \(415\) 651-8558](tel:+1(415)651-8558)

Biorbyt LLC

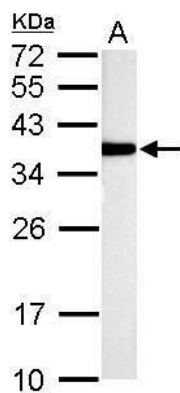
68 TW Alexander Drive
Research Triangle Park
Durham
NC 27713
United States

Email: info@biorbyt.com, support@biorbyt.com


Phone: [+1 \(415\) 906-5211](tel:+1(415)906-5211) | Fax: [+1 \(415\) 651-8558](tel:+1(415)651-8558)



Western blot analysis of Hep G2 cells using TST antibody



Western blot analysis of rat liver lysate using TST antibody



Western blot analysis of mouse liver using TST antibody

Biorbyt Ltd.

7 Signet Court, Swann Road
Cambridge
CB5 8LA
United Kingdom

Email: info@biorbyt.com, support@biorbyt.com
Phone: +44 (0)1223 859353 | Fax: +1 (415) 651-8558

Biorbyt LLC

68 TW Alexander Drive
Research Triangle Park
Durham
NC 27713
United States

Email: info@biorbyt.com, support@biorbyt.com
Phone: +1 (415) 906-5211 | Fax: +1 (415) 651-8558