

Product Datasheet

MDH2 antibody (orb556289)

Catalog Number	orb556289
Description	Rabbit polyclonal antibody to MDH2
Species/Host	Rabbit
Reactivity	Human, Mouse, Rat
Conjugation	Unconjugated
Tested Applications	ICC, IHC-P, WB
Immunogen	Recombinant protein encompassing a sequence within the center region of human MDH2. The exact sequence is proprietary.
Target	MDH2
Preservatives	0.025% ProClin 300. 1XPBS (pH7), 1% rAlbumin, 20% Glycerol
Form/Appearance	Liquid: 1XPBS, 1% rAlbumin, 20% Glycerol (pH7). 0.025% ProClin 300 was added as a preservative.
Concentration	0.38 mg/ml
Storage	Store as concentrated solution. Centrifuge briefly prior to opening vial. For short-term storage (1-2 weeks), store at 4°C. For long-term storage, aliquot and store at -20°C or below. Avoid multiple freeze-thaw cycles.
Note	For research use only
Application notes	Positive control: Mouse brain , rat lung , 293T , A431 , HeLa , HepG2
Isotype	IgG
Clonality	Polyclonal
Antibody Type	Primary Antibody

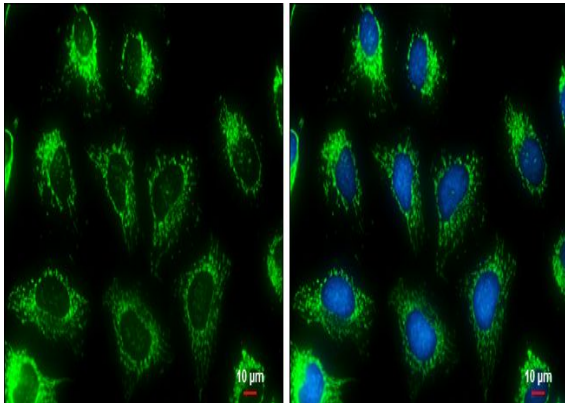
Biorbyt Ltd.

7 Signet Court, Swann's Road,
Cambridge, CB5 8LA, United Kingdom
Email: info@biorbyt.com, support@biorbyt.com
Phone: [+44 \(0\) 1223 859-353](tel:+44(0)1223859353) | Fax: [+1 \(415\) 651-8558](tel:+1(415)6518558)

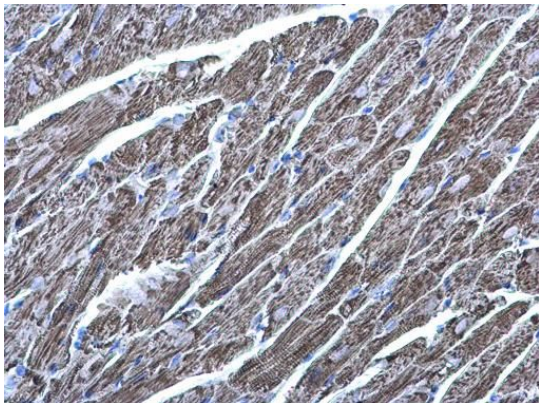
Biorbyt LLC.

68 TW Alexander Drive,
Durham, NC, 27713, United States
Email: info@biorbyt.com, support@biorbyt.com
Phone: [+1 \(415\) 906-5211](tel:+1(415)9065211) | Fax: [+1 \(415\) 651-8558](tel:+1(415)6518558)

Purity	Purified by antigen-affinity chromatography.
MW	36
Uniprot ID	P40926
Dilution Range	WB: 1:500-1:20000 , IF: 1:100-1:1000 , IHC-P: 1:100-1:1000
Expiration Date	12 months from date of receipt.



Immunofluorescence analysis of HeLa cells using MDH2 antibody



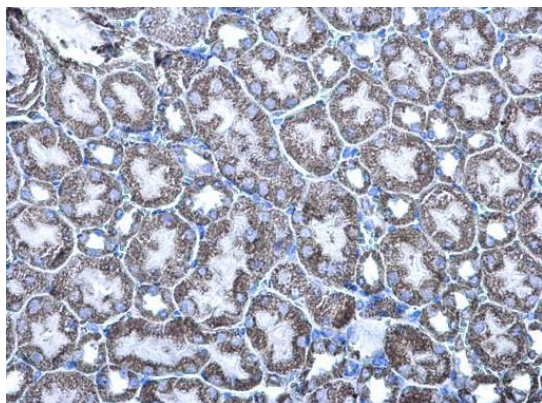
Immunohistochemical staining of mouse heart using MDH2 antibody

Biorbyt Ltd.

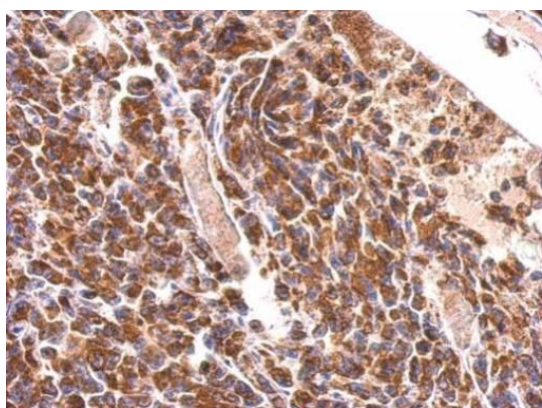
7 Signet Court, Swann's Road,
Cambridge, CB5 8LA, United Kingdom
Email: info@biorbyt.com, support@biorbyt.com
Phone: [+44 \(0\) 1223 859-353](tel:+44(0)1223859353) | Fax: [+1 \(415\) 651-8558](tel:+1(415)6518558)

Biorbyt LLC.

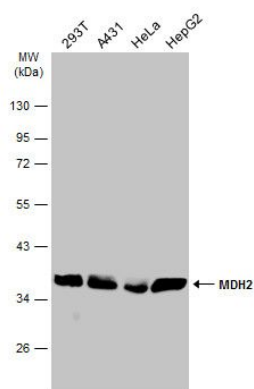
68 TW Alexander Drive,
Durham, NC, 27713, United States
Email: info@biorbyt.com, support@biorbyt.com
Phone: [+1 \(415\) 906-5211](tel:+1(415)9065211) | Fax: [+1 \(415\) 651-8558](tel:+1(415)6518558)



Immunohistochemical staining of mouse kidney using MDH2 antibody



Immunohistochemical staining of H1299 xenograft using MDH2 antibody




Western blot analysis of Various whole cell using MDH2 antibody

Biorbyt Ltd.

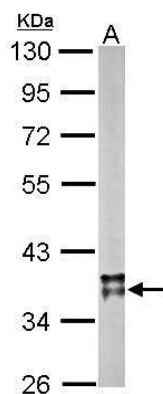
7 Signet Court, Swann's Road,
Cambridge, CB5 8LA, United Kingdom
Email: info@biorbyt.com, support@biorbyt.com
Phone: [+44 \(0\) 1223 859-353](tel:+44(0)1223859353) | Fax: [+1 \(415\) 651-8558](tel:+1(415)6518558)

Biorbyt LLC.

68 TW Alexander Drive,
Durham, NC, 27713, United States
Email: info@biorbyt.com, support@biorbyt.com
Phone: [+1 \(415\) 906-5211](tel:+1(415)9065211) | Fax: [+1 \(415\) 651-8558](tel:+1(415)6518558)



Western blot analysis of rat lung lysate using MDH2 antibody



Western blot analysis of mouse brain using MDH2 antibody

Biorbyt Ltd.

7 Signet Court, Swann's Road,
Cambridge, CB5 8LA, United Kingdom
Email: info@biorbyt.com, support@biorbyt.com
Phone: [+44 \(0\) 1223 859-353](tel:+44(0)1223859353) | Fax: [+1 \(415\) 651-8558](tel:+1(415)6518558)

Biorbyt LLC.

68 TW Alexander Drive,
Durham, NC, 27713, United States
Email: info@biorbyt.com, support@biorbyt.com
Phone: [+1 \(415\) 906-5211](tel:+1(415)9065211) | Fax: [+1 \(415\) 651-8558](tel:+1(415)6518558)