

Product Datasheet

A-Raf proto-oncogene, serine/threonine kinase Antibody (orb555953)

Catalog Number	orb555953
Category	Antibodies
Description	Rabbit polyclonal antibody to A-RAF
Target	A-RAF
Clonality	Polyclonal
Species/Host	Rabbit
Isotype	IgG
Conjugation	Unconjugated
Reactivity	Human, Mouse
Form/Appearance	Liquid: 0.1M Tris, 0.1M Glycine, 10% Glycerol (pH7). 0.01% Thimerosal was added as a preservative.
Concentration	0.85 mg/ml
Buffer/Preservatives	0.1M Tris, 0.1M Glycine, 10% Glycerol, 0.01% Thimerosal.
Purity	Purified by antigen-affinity chromatography.
Purification	Purified by antigen-affinity chromatography.
Immunogen	Recombinant protein encompassing a sequence within the C-terminus region of human A-RAF. The exact sequence is proprietary.
UniProt ID	P10398

Biorbyt Ltd.

7 Signet Court, Swann Road
Cambridge
CB5 8LA
United Kingdom

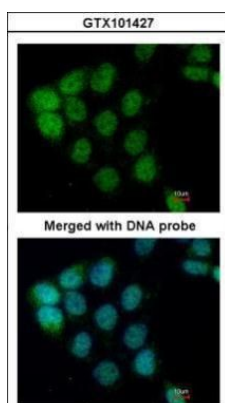
Email: info@biorbyt.com, support@biorbyt.com
Phone: [+44 \(0\)1223 859353](tel:+44(0)1223859353) | Fax: [+1 \(415\) 651-8558](tel:+1(415)651-8558)

Biorbyt LLC

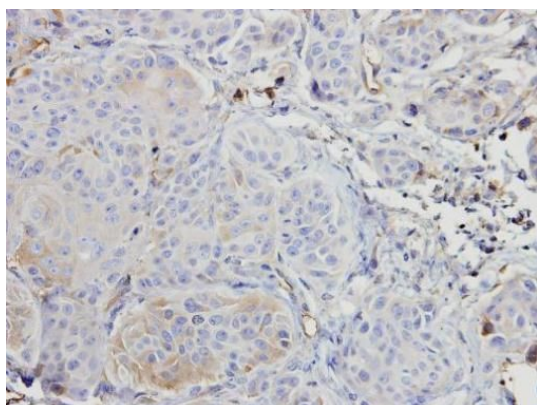
68 TW Alexander Drive
Research Triangle Park
Durham
NC 27713
United States

Email: info@biorbyt.com, support@biorbyt.com
Phone: [+1 \(415\) 906-5211](tel:+1(415)906-5211) | Fax: [+1 \(415\) 651-8558](tel:+1(415)651-8558)

MW	68
Tested applications	ICC, IHC-P, WB
Dilution range	WB: 1:500-1:3000 , IF: 1:100-1:1000 , IHC-P: 1:100-1:1000
Application notes	Positive control: HeLa , NIH-3T3
Antibody Type	Primary Antibody
Storage	Store as concentrated solution. Centrifuge briefly prior to opening vial. For short-term storage (1-2 weeks), store at 4°C. For long-term storage, aliquot and store at -20°C or below. Avoid multiple freeze-thaw cycles.
Note	For research use only
Expiration Date	12 months from date of receipt.



Immunofluorescence analysis of A431 cells using A-RAF antibody



Immunohistochemical staining of Cal27 Xenograft using A-RAF antibody

Biorbyt Ltd.

7 Signet Court, Swann Road
Cambridge
CB5 8LA
United Kingdom

Email: info@biorbyt.com, support@biorbyt.com

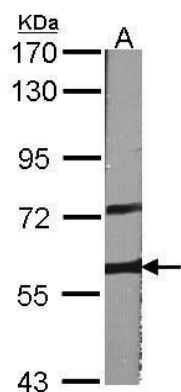
Phone: [+44 \(0\)1223 859353](tel:+44(0)1223859353) | Fax: [+1 \(415\) 651-8558](tel:+1(415)651-8558)

Biorbyt LLC

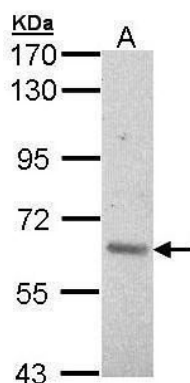
68 TW Alexander Drive
Research Triangle Park
Durham
NC 27713
United States

Email: info@biorbyt.com, support@biorbyt.com

Phone: [+1 \(415\) 906-5211](tel:+1(415)906-5211) | Fax: [+1 \(415\) 651-8558](tel:+1(415)651-8558)



Western blot analysis of NIH-3T3 cells using A-RAF antibody



Western blot analysis of HeLa cells using A-RAF antibody

Biorbyt Ltd.

7 Signet Court, Swann Road
Cambridge
CB5 8LA
United Kingdom

Email: info@biorbyt.com, support@biorbyt.com

Phone: +44 (0)1223 859353 | Fax: +1 (415) 651-8558

Biorbyt LLC

68 TW Alexander Drive
Research Triangle Park
Durham
NC 27713
United States

Email: info@biorbyt.com, support@biorbyt.com

Phone: +1 (415) 906-5211 | Fax: +1 (415) 651-8558