

## Product Datasheet

### HPRT Rabbit Polyclonal Antibody (orb555940)

<b>Catalog Number</b>	orb555940
<b>Category</b>	Antibodies
<b>Description</b>	Rabbit polyclonal antibody to HPRT1
<b>Target</b>	HPRT1
<b>Clonality</b>	Polyclonal
<b>Species/Host</b>	Rabbit
<b>Isotype</b>	IgG
<b>Conjugation</b>	Unconjugated
<b>Reactivity</b>	Human, Rat, Zebrafish
<b>Form/Appearance</b>	Liquid: 0.1M Tris, 0.1M Glycine, 10% Glycerol (pH7). 0.01% Thimerosal was added as a preservative.
<b>Concentration</b>	1 mg/ml
<b>Buffer/Preservatives</b>	0.1M Tris, 0.1M Glycine, 10% Glycerol, 0.01% Thimerosal.
<b>Purity</b>	Purified by antigen-affinity chromatography.
<b>Purification</b>	Purified by antigen-affinity chromatography.
<b>Immunogen</b>	Recombinant protein encompassing a sequence within the center region of human HPRT. The exact sequence is proprietary.
<b>UniProt ID</b>	<b>P00492</b>
<b>MW</b>	25

**Biorbyt Ltd.**

7 Signet Court, Swann Road  
Cambridge  
CB5 8LA  
United Kingdom

Email: [info@biorbyt.com](mailto:info@biorbyt.com), [support@biorbyt.com](mailto:support@biorbyt.com)

Phone: [+44 \(0\)1223 859353](tel:+44(0)1223859353) | Fax: [+1 \(415\) 651-8558](tel:+1(415)651-8558)

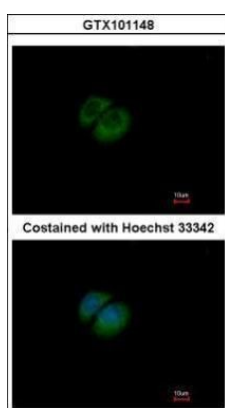
**Biorbyt LLC**

68 TW Alexander Drive  
Research Triangle Park  
Durham  
NC 27713-2847  
United States

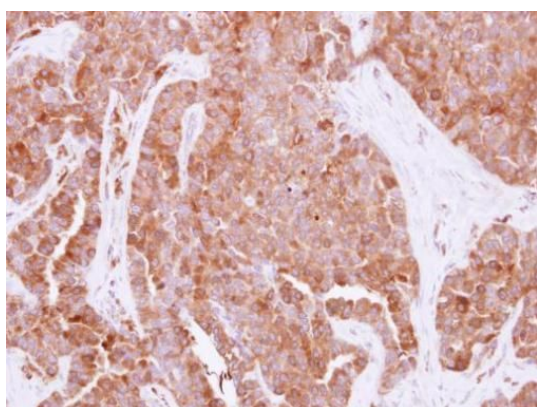
Email: [info@biorbyt.com](mailto:info@biorbyt.com), [support@biorbyt.com](mailto:support@biorbyt.com)

Phone: [+1 \(415\) 906-5211](tel:+1(415)906-5211) | Fax: [+1 \(415\) 651-8558](tel:+1(415)651-8558)

<b>Tested applications</b>	ICC, IHC-P, WB
<b>Dilution range</b>	WB: 1:500-1:3000 , IF: 1:100-1:1000 , IHC-P: 1:100-1:1000
<b>Application notes</b>	Positive control: PC-12 , Rat2 , 293T , A431 , HeLa , HepG2 , rat brain
<b>Antibody Type</b>	Primary Antibody
<b>Storage</b>	Store as concentrated solution. Centrifuge briefly prior to opening vial. For short-term storage (1-2 weeks), store at 4°C. For long-term storage, aliquot and store at -20°C or below. Avoid multiple freeze-thaw cycles.
<b>Note</b>	For research use only
<b>Expiration Date</b>	12 months from date of receipt.



Immunofluorescence analysis of A549 cells using HPRT1 antibody



Immunohistochemical staining of human adenocarcinoma using HPRT1 antibody

**Biorbyt Ltd.**

7 Signet Court, Swann Road  
Cambridge  
CB5 8LA  
United Kingdom

Email: [info@biorbyt.com](mailto:info@biorbyt.com), [support@biorbyt.com](mailto:support@biorbyt.com)

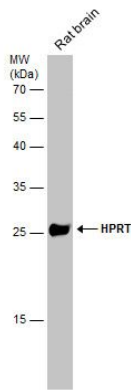
Phone: [+44 \(0\)1223 859353](tel:+44(0)1223859353) | Fax: [+1 \(415\) 651-8558](tel:+1(415)6518558)

**Biorbyt LLC**

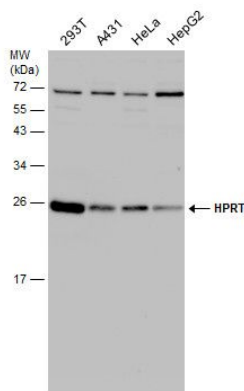
68 TW Alexander Drive  
Research Triangle Park  
Durham  
NC 27713-2847  
United States

Email: [info@biorbyt.com](mailto:info@biorbyt.com), [support@biorbyt.com](mailto:support@biorbyt.com)

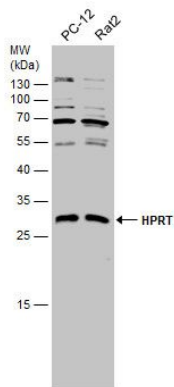
Phone: [+1 \(415\) 906-5211](tel:+1(415)9065211) | Fax: [+1 \(415\) 651-8558](tel:+1(415)6518558)



Western blot analysis of Rat tissue using HPRT1 antibody



Western blot analysis of Various whole cell using HPRT1 antibody



Western blot analysis of Various whole cell using HPRT1 antibody

**Biorbyt Ltd.**

7 Signet Court, Swann Road  
Cambridge  
CB5 8LA  
United Kingdom

Email: [info@biorbyt.com](mailto:info@biorbyt.com), [support@biorbyt.com](mailto:support@biorbyt.com)  
Phone: [+44 \(0\)1223 859353](tel:+44(0)1223859353) | Fax: [+1 \(415\) 651-8558](tel:+1(415)651-8558)

**Biorbyt LLC**

68 TW Alexander Drive  
Research Triangle Park  
Durham  
NC 27713-2847  
United States

Email: [info@biorbyt.com](mailto:info@biorbyt.com), [support@biorbyt.com](mailto:support@biorbyt.com)  
Phone: [+1 \(415\) 906-5211](tel:+1(415)906-5211) | Fax: [+1 \(415\) 651-8558](tel:+1(415)651-8558)