

## Product Datasheet

### B4GALNT4 Rabbit Polyclonal Antibody (orb546266)

<b>Catalog Number</b>	orb546266
<b>Category</b>	Antibodies
<b>Description</b>	B4GALNT4 Rabbit Polyclonal Antibody is an unconjugated antibody that specifically recognizes B4GALNT4. Generated against a KLH conjugated synthetic peptide derived from human B4GALNT4. It is supplied in liquid form and exhibits reactivity with Guinea pig, Human, Mouse and Rat samples. The suitable applications for this antibody are IHC-P.
<b>Target</b>	B4GALNT4
<b>Clonality</b>	Polyclonal
<b>Species/Host</b>	Rabbit
<b>Isotype</b>	IgG
<b>Conjugation</b>	Unconjugated
<b>Reactivity</b>	Guinea pig, Human, Mouse, Rat
<b>Form/Appearance</b>	10 mM PBS, 0.02% sodium azide, 10 mg/ml rAlbumin
<b>Purity</b>	Polyclonal antibodies are purified by peptide affinity chromatography
<b>Immunogen</b>	KLH conjugated synthetic peptide derived from human B4GALNT4. Please contact us for the exact immunogen sequence.
<b>UniProt ID</b>	<b>Q76KP1</b>
<b>Tested applications</b>	IHC-P
<b>Dilution range</b>	IHC-P: 1:100-1:800

**Biorbyt Ltd.**

7 Signet Court, Swann Road  
Cambridge  
CB5 8LA  
United Kingdom

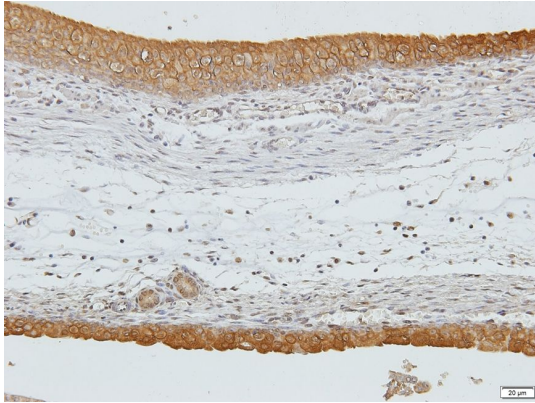
Email: [info@biorbyt.com](mailto:info@biorbyt.com), [support@biorbyt.com](mailto:support@biorbyt.com)  
Phone: [+44 \(0\)1223 859353](tel:+44(0)1223859353) | Fax: [+1 \(415\) 651-8558](tel:+1(415)651-8558)

**Biorbyt LLC**

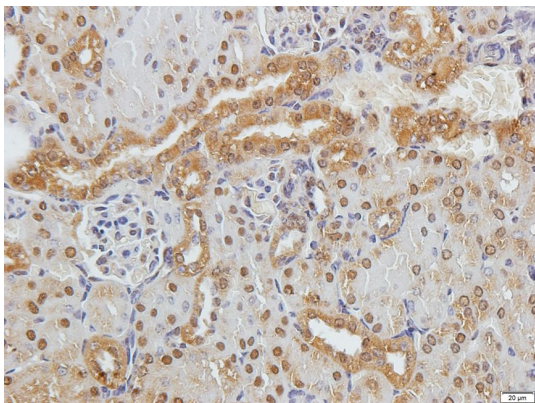
68 TW Alexander Drive  
Research Triangle Park  
Durham  
NC 27713-2847  
United States

Email: [info@biorbyt.com](mailto:info@biorbyt.com), [support@biorbyt.com](mailto:support@biorbyt.com)  
Phone: [+1 \(415\) 906-5211](tel:+1(415)906-5211) | Fax: [+1 \(415\) 651-8558](tel:+1(415)651-8558)

<b>Storage</b>	Maintain refrigerated at 2-8°C for up to 2 weeks. For long term storage store at -20°C in small aliquots to prevent freeze-thaw cycles.
<b>Note</b>	For research use only
<b>Expiration Date</b>	12 months from date of receipt.



IHC-P image of guinea pig kidney tissue using B4GALNT4 antibody (2.5ug/ml)



IHC-P staining of guinea pig kidney tissue using B4GALNT4 antibody (2.5ug/ml)

**Biorbyt Ltd.**

7 Signet Court, Swann Road  
Cambridge  
CB5 8LA  
United Kingdom

Email: [info@biorbyt.com](mailto:info@biorbyt.com), [support@biorbyt.com](mailto:support@biorbyt.com)

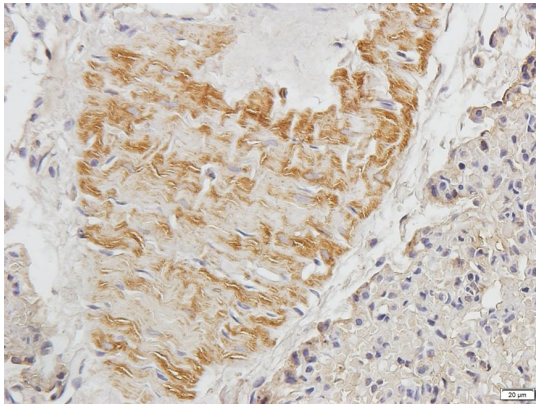
Phone: +44 (0)1223 859353 | Fax: +1 (415) 651-8558

**Biorbyt LLC**

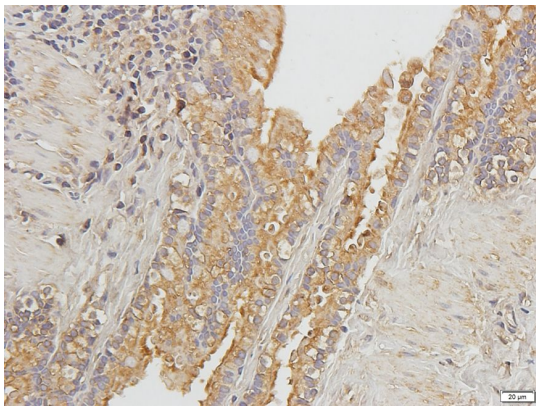
68 TW Alexander Drive  
Research Triangle Park  
Durham  
NC 27713-2847  
United States

Email: [info@biorbyt.com](mailto:info@biorbyt.com), [support@biorbyt.com](mailto:support@biorbyt.com)

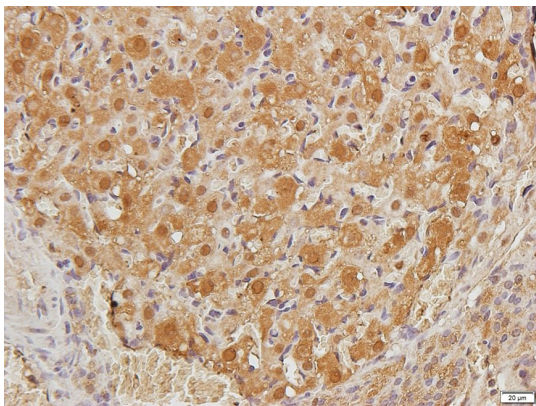
Phone: +1 (415) 906-5211 | Fax: +1 (415) 651-8558



Immunohistochemical staining of paraffin embedded rat lung tissue using B4GALNT4 antibody (2.5ug/ml)



IHC-P image of rat lung tissue using anti-B4GALNT4 (2.5ug/ml)



IHC-P image of rat ovary tissue using anti-B4GALNT4 (2.5ug/ml)

**Biorbyt Ltd.**

7 Signet Court, Swann Road  
Cambridge  
CB5 8LA  
United Kingdom

Email: [info@biorbyt.com](mailto:info@biorbyt.com), [support@biorbyt.com](mailto:support@biorbyt.com)

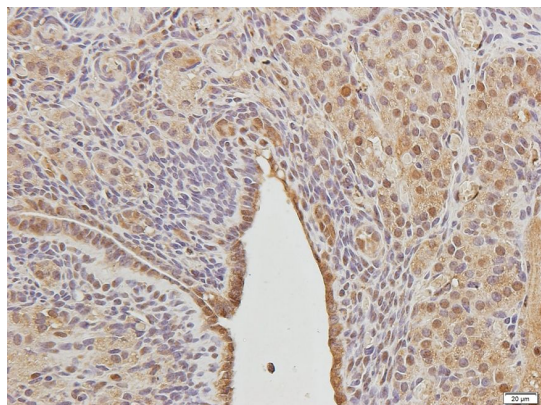
Phone: [+44 \(0\)1223 859353](tel:+44(0)1223859353) | Fax: [+1 \(415\) 651-8558](tel:+1(415)651-8558)

**Biorbyt LLC**

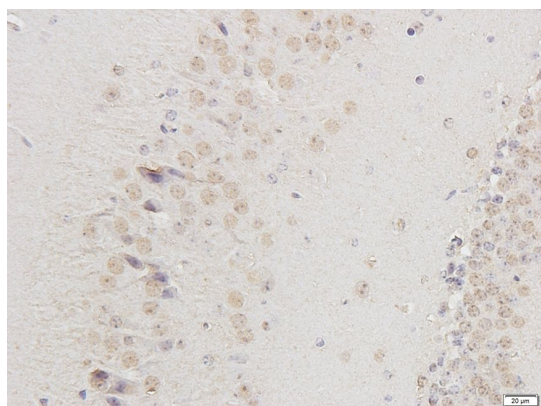
68 TW Alexander Drive  
Research Triangle Park  
Durham  
NC 27713-2847  
United States

Email: [info@biorbyt.com](mailto:info@biorbyt.com), [support@biorbyt.com](mailto:support@biorbyt.com)

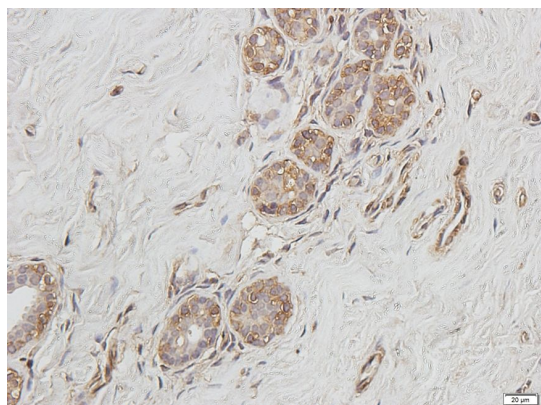
Phone: [+1 \(415\) 906-5211](tel:+1(415)906-5211) | Fax: [+1 \(415\) 651-8558](tel:+1(415)651-8558)



IHC-P staining of rat ovary tissue using B4GALNT4 antibody (2.5ug/ml)



IHC-P image of mouse brain tissue using anti-B4GALNT4 (2.5ug/ml)



Immunohistochemical staining of paraffin embedded human breast cancer tissue using anti-B4GALNT4 (2.5ug/ml)

**Biorbyt Ltd.**

7 Signet Court, Swann Road  
Cambridge  
CB5 8LA  
United Kingdom

Email: [info@biorbyt.com](mailto:info@biorbyt.com), [support@biorbyt.com](mailto:support@biorbyt.com)

Phone: [+44 \(0\)1223 859353](tel:+44(0)1223859353) | Fax: [+1 \(415\) 651-8558](tel:+1(415)651-8558)

**Biorbyt LLC**

68 TW Alexander Drive  
Research Triangle Park  
Durham  
NC 27713-2847  
United States

Email: [info@biorbyt.com](mailto:info@biorbyt.com), [support@biorbyt.com](mailto:support@biorbyt.com)

Phone: [+1 \(415\) 906-5211](tel:+1(415)906-5211) | Fax: [+1 \(415\) 651-8558](tel:+1(415)651-8558)