

Product Datasheet

Beta-arrestin 1 + 2 Rabbit Polyclonal Antibody (orb544738)

Catalog Number	orb544738
Category	Antibodies
Description	Beta-arrestin 1 + 2 Rabbit Polyclonal Antibody
Target	ARRB1
Clonality	Polyclonal
Species/Host	Rabbit
Isotype	IgG
Conjugation	Unconjugated
Reactivity	Human, Mouse
Predicted Reactivity	Bovine, Canine, Equine, Gallus, Guinea pig, Porcine, Rabbit, Rat
Form/Appearance	Liquid
Concentration	1mg/ml
Buffer/Preservatives	0.01M TBS (pH7.4) with 1% rAlbumin, 0.02% Proclin300 and 50% Glycerol.
Purification	Affinity purified by Protein A
Immunogen	KLH conjugated synthetic peptide derived from human Beta-arrestin 1 (241-340/418aa)
UniProt ID	P49407

Biorbyt Ltd.

7 Signet Court, Swann Road
Cambridge
CB5 8LA
United Kingdom

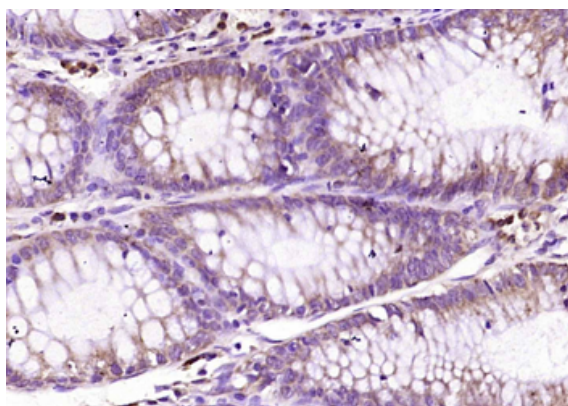
Email: info@biorbyt.com, support@biorbyt.com
Phone: [+44 \(0\)1223 859353](tel:+44(0)1223859353) | Fax: [+1 \(415\) 651-8558](tel:+1(415)651-8558)

Biorbyt LLC


68 TW Alexander Drive
Research Triangle Park
Durham
NC 27713-2847
United States

Email: info@biorbyt.com, support@biorbyt.com
Phone: [+1 \(415\) 906-5211](tel:+1(415)906-5211) | Fax: [+1 \(415\) 651-8558](tel:+1(415)651-8558)

MW	52 kDa
Tested applications	IF, IHC-Fr, IHC-P, WB
Dilution range	WB=1:500-2000, IHC-P=1:100-500, IHC-F=1:100-500, IF=1:100-500
Antibody Type	Primary Antibody
Storage	Maintain refrigerated at 2-8°C for up to 2 weeks. For long term storage store at -20°C in small aliquots to prevent freeze-thaw cycles.
Note	For research use only
Expiration Date	12 months from date of receipt.



Paraformaldehyde-fixed, paraffin embedded (human colon carcinoma), Antigen retrieval by boiling in sodium citrate buffer (pH6.0) for 15 min, Block endogenous peroxidase by 3% hydrogen peroxide for 20 minutes, Blocking buffer (normal goat serum) at 37°C for 30 min, Antibody incubation with (beta-arrestin 1 + 2) Polyclonal Antibody, Unconjugated (orb544738) at 1:200 overnight at 4°C, followed by operating according to SP Kit (Rabbit) instructions and DAB staining.



Sample: Lung (Mouse) Lysate at 30 ug, Primary: Anti-Beta-arrestin 1 (orb544738) at 1/300 dilution, Secondary: IRDye800CW Goat Anti-Mouse IgG at 1/20000 dilution, Predicted band size: 45 kD, Observed band size: 45 kD.

Biorbyt Ltd.

7 Signet Court, Swann Road
Cambridge
CB5 8LA
United Kingdom

Email: info@biorbyt.com, support@biorbyt.com


Phone: +44 (0)1223 859353 | Fax: +1 (415) 651-8558

Biorbyt LLC

68 TW Alexander Drive
Research Triangle Park
Durham
NC 27713-2847
United States

Email: info@biorbyt.com, support@biorbyt.com

Phone: +1 (415) 906-5211 | Fax: +1 (415) 651-8558



Sample: Lung (Mouse) Lysate at 40 ug, Primary: Anti-beta-arrestin 1 + 2 (orb544738) at 1/1000 dilution, Secondary: IRDye800CW Goat Anti-Rabbit IgG at 1/20000 dilution, Predicted band size: 45 kD, Observed band size: 52 kD.

Biorbyt Ltd.

7 Signet Court, Swann Road
Cambridge
CB5 8LA
United Kingdom

Email: info@biorbyt.com, support@biorbyt.com

Phone: [+44 \(0\)1223 859353](tel:+44(0)1223859353) | Fax: [+1 \(415\) 651-8558](tel:+1(415)651-8558)

Biorbyt LLC

68 TW Alexander Drive
Research Triangle Park
Durham
NC 27713-2847
United States

Email: info@biorbyt.com, support@biorbyt.com

Phone: [+1 \(415\) 906-5211](tel:+1(415)906-5211) | Fax: [+1 \(415\) 651-8558](tel:+1(415)651-8558)