

Product Datasheet

KIR3DL1 Antibody (orb52723)

Catalog Number	orb52723
Category	Antibodies
Description	This KIR3DL1 Antibody is an unconjugated polyclonal product. It targets KIR3DL1 using a Recombinant Human Killer cell immunoglobulin-like receptor 3DL1 protein (81-336AA) as the immunogen. This antibody is suitable for ELISA, IF, IHC, WB. Purification: >95%, Protein G purified.
Target	KIR3DL1
Clonality	Polyclonal
Species/Host	Rabbit
Isotype	IgG
Conjugation	Unconjugated
Reactivity	Human
Form/Appearance	Liquid
Buffer/Preservatives	Preservative: 0.03% Proclin 300. Constituents: 50% Glycerol
Purification	>95%, Protein G purified
Immunogen	Recombinant Human Killer cell immunoglobulin-like receptor 3DL1 protein (81-336AA)
UniProt ID	P43629
Tested applications	ELISA, IF, IHC, WB
Dilution range	WB:1:500-5000, IHC-P:1:20-200, IF:1:50-200

Biorbyt Ltd.

7 Signet Court, Swann Road
Cambridge
CB5 8LA
United Kingdom

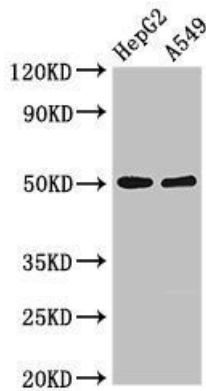
Email: info@biorbyt.com, support@biorbyt.com
Phone: [+44 \(0\)1223 859353](tel:+44(0)1223859353) | Fax: [+1 \(415\) 651-8558](tel:+1(415)651-8558)

Biorbyt LLC

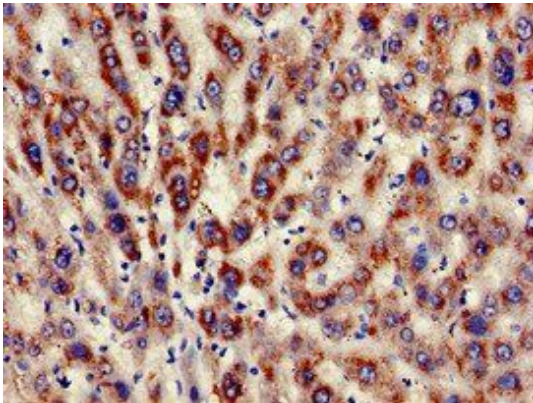
68 TW Alexander Drive
Research Triangle Park
Durham
NC 27713
United States

Email: info@biorbyt.com, support@biorbyt.com
Phone: [+1 \(415\) 906-5211](tel:+1(415)906-5211) | Fax: [+1 \(415\) 651-8558](tel:+1(415)651-8558)

Storage	Maintain refrigerated at 2-8°C for up to 2 weeks. For long term storage store at -20°C in small aliquots to prevent freeze-thaw cycles.
Note	For research use only
Expiration Date	12 months from date of receipt.



Western blot analysis of HepG2(lane 1), A549(lane 2) whole cell lysate using KIR3DL1 antibody



Immunohistochemical staining of human liver tissue using KIR3DL1 antibody

Biorbyt Ltd.

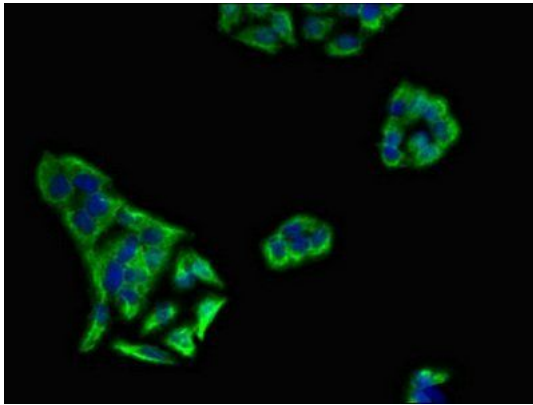
7 Signet Court, Swann Road
Cambridge
CB5 8LA
United Kingdom

Email: info@biorbyt.com, support@biorbyt.com
Phone: [+44 \(0\)1223 859353](tel:+44(0)1223859353) | Fax: [+1 \(415\) 651-8558](tel:+1(415)651-8558)

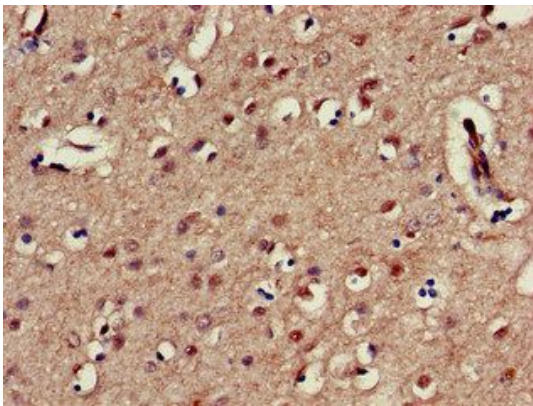
Biorbyt LLC

68 TW Alexander Drive
Research Triangle Park
Durham
NC 27713
United States

Email: info@biorbyt.com, support@biorbyt.com
Phone: [+1 \(415\) 906-5211](tel:+1(415)906-5211) | Fax: [+1 \(415\) 651-8558](tel:+1(415)651-8558)



Immunofluorescence analysis of PC3 cells using KIR3DL1 antibody



Immunohistochemical staining of human brain tissue using KIR3DL1 antibody

Biorbyt Ltd.

7 Signet Court, Swann Road
Cambridge
CB5 8LA
United Kingdom

Email: info@biorbyt.com, support@biorbyt.com

Phone: [+44 \(0\)1223 859353](tel:+44(0)1223859353) | Fax: [+1 \(415\) 651-8558](tel:+1(415)651-8558)

Biorbyt LLC

68 TW Alexander Drive
Research Triangle Park
Durham
NC 27713
United States

Email: info@biorbyt.com, support@biorbyt.com

Phone: [+1 \(415\) 906-5211](tel:+1(415)906-5211) | Fax: [+1 \(415\) 651-8558](tel:+1(415)651-8558)