

Product Datasheet

ADAMTS17 Antibody (orb523570)

Catalog Number	orb523570
Category	Antibodies
Description	ADAMTS17 Antibody
Target	ADAMTS17
Clonality	Polyclonal
Species/Host	Rabbit
Isotype	IgG
Conjugation	Unconjugated
Reactivity	Human, Mouse
Form/Appearance	Liquid
Buffer/Preservatives	-20°C, pH7.4 PBS, 0.05% NaN ₃ , 40% Glycerol
Purification	Antigen Affinity Purified
Immunogen	Synthetic peptide of Human ADAMTS17
UniProt ID	Q8TE56
Tested applications	ELISA, IHC, WB
Dilution range	ELISA:1:2000-1:5000, WB:1:500-1:2000, IHC-P:1:25-1:100
Storage	Maintain refrigerated at 2-8°C for up to 2 weeks. For long term storage store at -20°C in small aliquots to prevent freeze-thaw cycles.

Biorbyt Ltd.

7 Signet Court, Swann Road
Cambridge
CB5 8LA
United Kingdom

Email: info@biorbyt.com, support@biorbyt.com
Phone: [+44 \(0\)1223 859353](tel:+44(0)1223859353) | Fax: [+1 \(415\) 651-8558](tel:+1(415)651-8558)

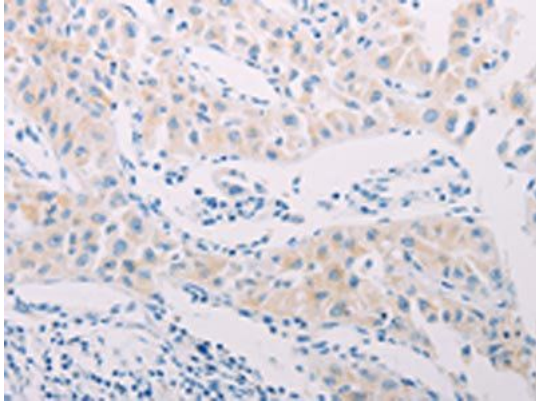
Biorbyt LLC

68 TW Alexander Drive
Research Triangle Park
Durham
NC 27713
United States

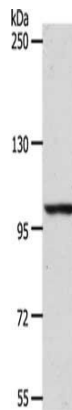
Email: info@biorbyt.com, support@biorbyt.com
Phone: [+1 \(415\) 906-5211](tel:+1(415)906-5211) | Fax: [+1 \(415\) 651-8558](tel:+1(415)651-8558)

Note For research use only

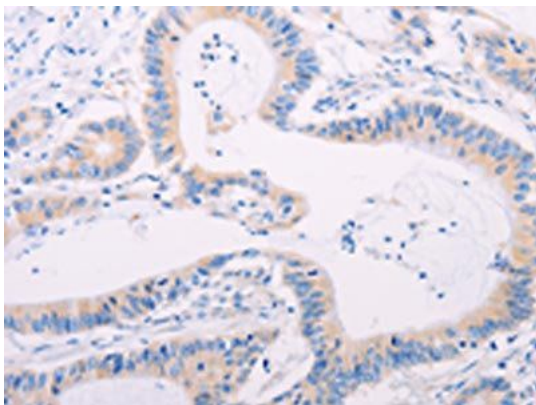
Expiration Date 12 months from date of receipt.



Immunohistochemistry of paraffin-embedded Human lung cancer tissue using ADAMTS17 antibody



Western blot analysis of NIH/3T3 cells using ADAMTS17 antibody



Immunohistochemistry of paraffin-embedded Human colon cancer tissue using ADAMTS17 antibody

Biorbyt Ltd.

7 Signet Court, Swann Road
Cambridge
CB5 8LA
United Kingdom

Email: info@biorbyt.com, support@biorbyt.com

Phone: +44 (0)1223 859353 | Fax: +1 (415) 651-8558

Biorbyt LLC

68 TW Alexander Drive
Research Triangle Park
Durham
NC 27713
United States

Email: info@biorbyt.com, support@biorbyt.com

Phone: +1 (415) 906-5211 | Fax: +1 (415) 651-8558