

Product Datasheet

PRKG2 Antibody (orb523139)

Catalog Number	orb523139
Category	Antibodies
Description	PRKG2 Antibody
Target	PRKG2
Clonality	Polyclonal
Species/Host	Rabbit
Isotype	IgG
Conjugation	Unconjugated
Reactivity	Human, Mouse, Rat
Form/Appearance	Liquid
Buffer/Preservatives	-20°C, pH7.4 PBS, 0.05% NaN ₃ , 40% Glycerol
Purification	Antigen Affinity Purified
Immunogen	Synthetic peptide of Human PRKG2
UniProt ID	Q13237
Tested applications	ELISA, IHC, WB
Dilution range	ELISA:1:2000-1:5000, WB:1:200-1:1000, IHC-P:1:25-1:100
Storage	Maintain refrigerated at 2-8°C for up to 2 weeks. For long term storage store at -20°C in small aliquots to prevent freeze-thaw cycles.

Biorbyt Ltd.

7 Signet Court, Swann Road
Cambridge
CB5 8LA
United Kingdom

Email: info@biorbyt.com, support@biorbyt.com
Phone: [+44 \(0\)1223 859353](tel:+44(0)1223859353) | Fax: [+1 \(415\) 651-8558](tel:+1(415)651-8558)

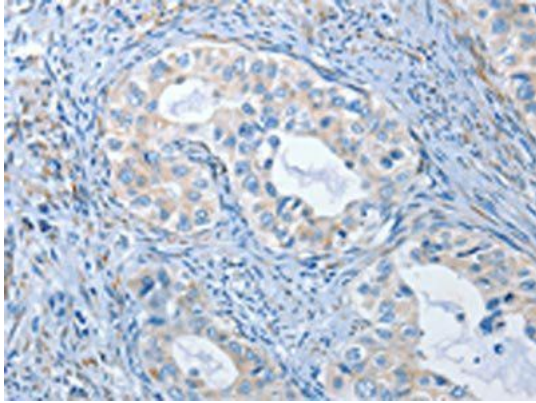
Biorbyt LLC

68 TW Alexander Drive
Research Triangle Park
Durham
NC 27713
United States


Email: info@biorbyt.com, support@biorbyt.com
Phone: [+1 \(415\) 906-5211](tel:+1(415)906-5211) | Fax: [+1 \(415\) 651-8558](tel:+1(415)651-8558)

Note For research use only

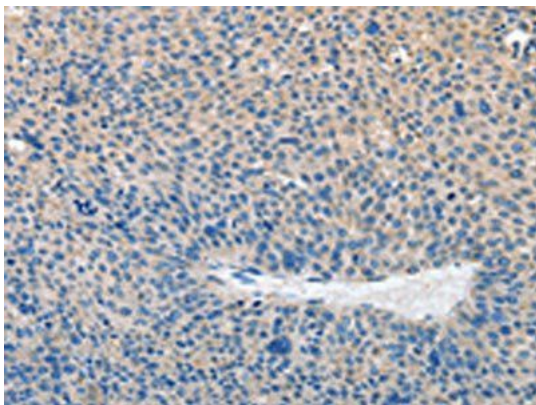
Expiration Date 12 months from date of receipt.



Immunohistochemistry of paraffin-embedded Human cervical cancer tissue using PRKG2 antibody



Western blot analysis of Lane 1-2: Mouse brain tissue, Mouse lung tissue using PRKG2 antibody



Immunohistochemistry of paraffin-embedded Human liver cancer tissue using PRKG2 antibody

Biorbyt Ltd.

7 Signet Court, Swann Road
Cambridge
CB5 8LA
United Kingdom

Email: info@biorbyt.com, support@biorbyt.com

Phone: +44 (0)1223 859353 | Fax: +1 (415) 651-8558

Biorbyt LLC

68 TW Alexander Drive
Research Triangle Park
Durham
NC 27713
United States

Email: info@biorbyt.com, support@biorbyt.com

Phone: +1 (415) 906-5211 | Fax: +1 (415) 651-8558