

Product Datasheet

GSTA3 Antibody (orb520953)

Catalog Number	orb520953
Category	Antibodies
Description	This GSTA3 Antibody is an unconjugated polyclonal product. It targets GSTA3 using a Fusion protein of Human GSTA3 as the immunogen. This antibody is suitable for ELISA, IHC, WB. Purification: Antigen affinity purification.
Target	GSTA3
Clonality	Polyclonal
Species/Host	Rabbit
Isotype	IgG
Conjugation	Unconjugated
Reactivity	Human
Form/Appearance	Liquid
Buffer/Preservatives	-20°C, pH7.4 PBS, 0.05% NaN ₃ , 40% Glycerol
Purification	Antigen Affinity Purified
Immunogen	Fusion protein of Human GSTA3
UniProt ID	Q16772
Tested applications	ELISA, IHC, WB
Dilution range	ELISA:1:2000-1:5000, WB:1:500-1:2000, IHC-P:1:50-1:200

Biorbyt Ltd.

7 Signet Court, Swann Road
Cambridge
CB5 8LA
United Kingdom

Email: info@biorbyt.com, support@biorbyt.com
Phone: [+44 \(0\)1223 859353](tel:+44(0)1223859353) | Fax: [+1 \(415\) 651-8558](tel:+1(415)651-8558)

Biorbyt LLC

68 TW Alexander Drive
Research Triangle Park
Durham
NC 27713
United States

Email: info@biorbyt.com, support@biorbyt.com
Phone: [+1 \(415\) 906-5211](tel:+1(415)906-5211) | Fax: [+1 \(415\) 651-8558](tel:+1(415)651-8558)

Storage

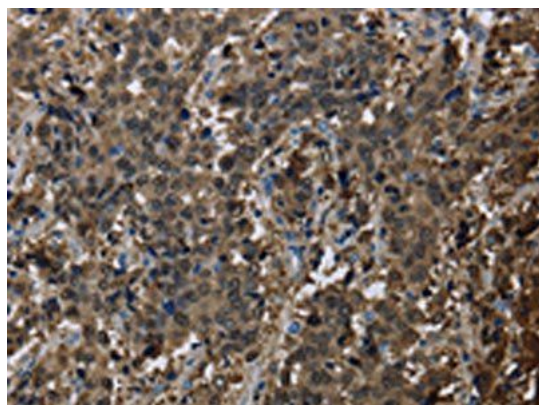
Maintain refrigerated at 2-8°C for up to 2 weeks. For long term storage store at -20°C in small aliquots to prevent freeze-thaw cycles.

Note

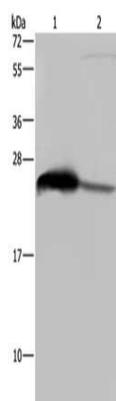
For research use only

Expiration Date

12 months from date of receipt.



Immunohistochemistry of paraffin-embedded Human liver cancer tissue using GSTA3 antibody



Western blot analysis of Lane 1-2: Human testis tissue, HepG2 cells using GSTA3 antibody

Biorbyt Ltd.

7 Signet Court, Swann Road
Cambridge
CB5 8LA
United Kingdom

Email: info@biorbyt.com, support@biorbyt.com

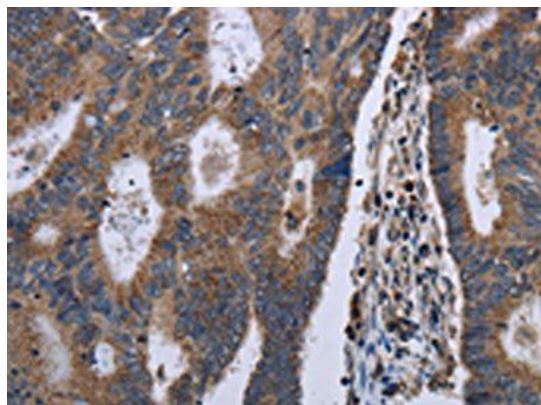
Phone: [+44 \(0\)1223 859353](tel:+44(0)1223859353) | Fax: [+1 \(415\) 651-8558](tel:+1(415)651-8558)

Biorbyt LLC

68 TW Alexander Drive
Research Triangle Park
Durham
NC 27713
United States

Email: info@biorbyt.com, support@biorbyt.com

Phone: [+1 \(415\) 906-5211](tel:+1(415)906-5211) | Fax: [+1 \(415\) 651-8558](tel:+1(415)651-8558)



Immunohistochemistry of paraffin-embedded Human colon cancer tissue using GSTA3 antibody

Biorbyt Ltd.

7 Signet Court, Swann Road
Cambridge
CB5 8LA
United Kingdom

Email: info@biorbyt.com, support@biorbyt.com

Phone: [+44 \(0\)1223 859353](tel:+44(0)1223859353) | Fax: [+1 \(415\) 651-8558](tel:+1(415)651-8558)

Biorbyt LLC

68 TW Alexander Drive
Research Triangle Park
Durham
NC 27713
United States

Email: info@biorbyt.com, support@biorbyt.com

Phone: [+1 \(415\) 906-5211](tel:+1(415)906-5211) | Fax: [+1 \(415\) 651-8558](tel:+1(415)651-8558)