

Product Datasheet

XPO1 Antibody (orb51142)

Catalog Number	orb51142
Category	Antibodies
Description	This XPO1 Antibody is an unconjugated polyclonal product. It targets XPO1 using a Recombinant Human Exportin-1 protein (625-845AA) as the immunogen. This antibody is suitable for ELISA, IF, IHC, WB. Purification: >95%, Protein G purified.
Target	XPO1
Clonality	Polyclonal
Species/Host	Rabbit
Isotype	IgG
Conjugation	Unconjugated
Reactivity	Human, Mouse
Form/Appearance	Liquid
Buffer/Preservatives	Preservative: 0.03% Proclin 300. Constituents: 50% Glycerol
Purification	>95%, Protein G purified
Immunogen	Recombinant Human Exportin-1 protein (625-845AA)
UniProt ID	O14980
Tested applications	ELISA, IF, IHC, WB
Dilution range	WB:1:500-5000, IHC-P:1:20-200, IF:1:50-200

Biorbyt Ltd.

7 Signet Court, Swann Road
Cambridge
CB5 8LA
United Kingdom

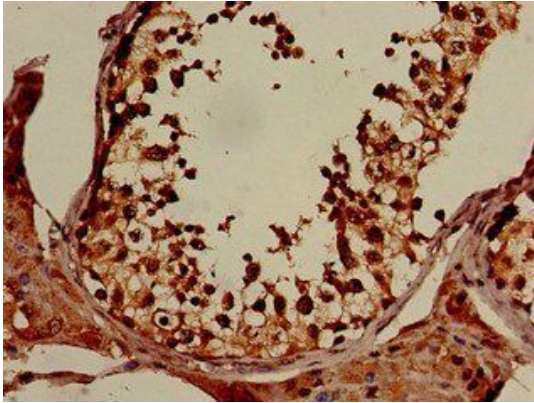
Email: info@biorbyt.com, support@biorbyt.com
Phone: [+44 \(0\)1223 859353](tel:+44(0)1223859353) | Fax: [+1 \(415\) 651-8558](tel:+1(415)651-8558)

Biorbyt LLC

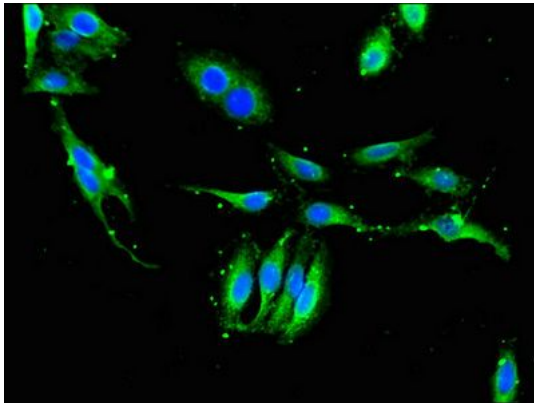
68 TW Alexander Drive
Research Triangle Park
Durham
NC 27713
United States

Email: info@biorbyt.com, support@biorbyt.com
Phone: [+1 \(415\) 906-5211](tel:+1(415)906-5211) | Fax: [+1 \(415\) 651-8558](tel:+1(415)651-8558)

Storage	Maintain refrigerated at 2-8°C for up to 2 weeks. For long term storage store at -20°C in small aliquots to prevent freeze-thaw cycles.
Note	For research use only
Expiration Date	12 months from date of receipt.



Immunohistochemical staining of human testis tissue using XPO1 antibody



Immunofluorescence analysis of HeLa cells using XPO1 antibody

Biorbyt Ltd.

7 Signet Court, Swann Road
Cambridge
CB5 8LA
United Kingdom

Email: info@biorbyt.com, support@biorbyt.com

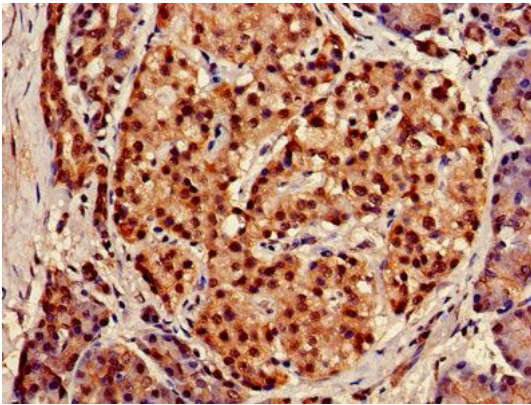
Phone: [+44 \(0\)1223 859353](tel:+44(0)1223859353) | Fax: [+1 \(415\) 651-8558](tel:+1(415)651-8558)

Biorbyt LLC

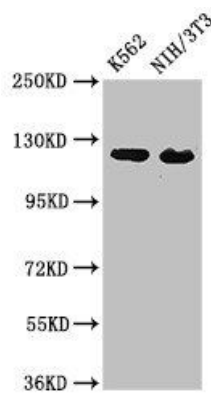
68 TW Alexander Drive
Research Triangle Park
Durham
NC 27713
United States

Email: info@biorbyt.com, support@biorbyt.com

Phone: [+1 \(415\) 906-5211](tel:+1(415)906-5211) | Fax: [+1 \(415\) 651-8558](tel:+1(415)651-8558)



Immunohistochemical staining of human pancreatic tissue using XPO1 antibody



Western blot analysis of K562 whole cell lysate(lane 1), NIH/3T3 whole cell lysate(lane 2) using XPO1 antibody

Biorbyt Ltd.

7 Signet Court, Swann Road
Cambridge
CB5 8LA
United Kingdom

Email: info@biorbyt.com, support@biorbyt.com

Phone: [+44 \(0\)1223 859353](tel:+44(0)1223859353) | Fax: [+1 \(415\) 651-8558](tel:+1(415)651-8558)

Biorbyt LLC

68 TW Alexander Drive
Research Triangle Park
Durham
NC 27713
United States

Email: info@biorbyt.com, support@biorbyt.com

Phone: [+1 \(415\) 906-5211](tel:+1(415)906-5211) | Fax: [+1 \(415\) 651-8558](tel:+1(415)651-8558)