

Product Datasheet

RPS2 Antibody (orb51030)

Catalog Number	orb51030
Category	Antibodies
Description	This RPS2 Antibody is an unconjugated polyclonal product. It targets RPS2 using a Recombinant Human 40S ribosomal protein S2 protein (2-61AA) as the immunogen. This antibody is suitable for ELISA, IF, IHC, WB. Purification: >95%, Protein G purified.
Target	RPS2
Clonality	Polyclonal
Species/Host	Rabbit
Isotype	IgG
Conjugation	Unconjugated
Reactivity	Human, Mouse
Form/Appearance	Liquid
Buffer/Preservatives	Preservative: 0.03% Proclin 300. Constituents: 50% Glycerol
Purification	>95%, Protein G purified
Immunogen	Recombinant Human 40S ribosomal protein S2 protein (2-61AA)
UniProt ID	P15880
Tested applications	ELISA, IF, IHC, WB
Dilution range	WB:1:500-5000, IHC-P:1:20-200, IF:1:50-200

Biorbyt Ltd.

7 Signet Court, Swann Road
Cambridge
CB5 8LA
United Kingdom

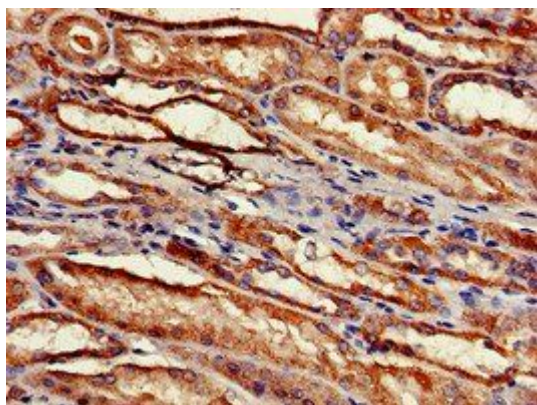
Email: info@biorbyt.com, support@biorbyt.com
Phone: [+44 \(0\)1223 859353](tel:+44(0)1223859353) | Fax: [+1 \(415\) 651-8558](tel:+1(415)651-8558)

Biorbyt LLC


68 TW Alexander Drive
Research Triangle Park
Durham
NC 27713
United States

Email: info@biorbyt.com, support@biorbyt.com
Phone: [+1 \(415\) 906-5211](tel:+1(415)906-5211) | Fax: [+1 \(415\) 651-8558](tel:+1(415)651-8558)

Storage	Maintain refrigerated at 2-8°C for up to 2 weeks. For long term storage store at -20°C in small aliquots to prevent freeze-thaw cycles.
Note	For research use only
Expiration Date	12 months from date of receipt.



Immunohistochemistry of paraffin-embedded human kidney tissue using RPS2 antibody



Western blot analysis of A549 whole cell lysate, HeLa whole cell lysate, NIH/3T3 whole cell lysate using RPS2 antibody

Biorbyt Ltd.

7 Signet Court, Swann Road
Cambridge
CB5 8LA
United Kingdom

Email: info@biorbyt.com, support@biorbyt.com

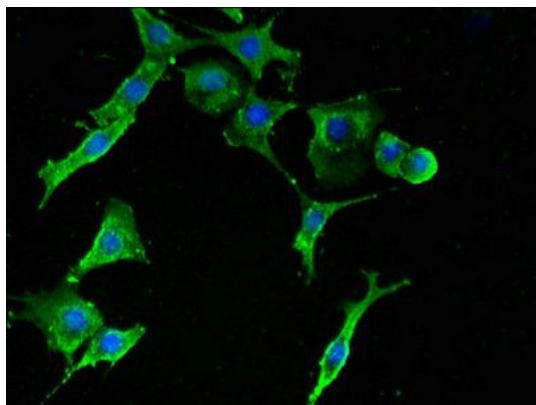
Phone: +44 (0)1223 859353 | Fax: +1 (415) 651-8558

Biorbyt LLC

68 TW Alexander Drive
Research Triangle Park
Durham
NC 27713
United States

Email: info@biorbyt.com, support@biorbyt.com

Phone: +1 (415) 906-5211 | Fax: +1 (415) 651-8558



Immunofluorescent analysis of MCF-7 cells using RPS2 antibody

Biorbyt Ltd.

7 Signet Court, Swann Road
Cambridge
CB5 8LA
United Kingdom

Email: info@biorbyt.com, support@biorbyt.com

Phone: [+44 \(0\)1223 859353](tel:+44(0)1223859353) | Fax: [+1 \(415\) 651-8558](tel:+1(415)651-8558)

Biorbyt LLC

68 TW Alexander Drive
Research Triangle Park
Durham
NC 27713
United States

Email: info@biorbyt.com, support@biorbyt.com

Phone: [+1 \(415\) 906-5211](tel:+1(415)906-5211) | Fax: [+1 \(415\) 651-8558](tel:+1(415)651-8558)