

Product Datasheet

Phospho-beta Catenin (Tyr333) Rabbit Polyclonal Antibody (HRP) (orb503946)

Catalog Number	orb503946
Category	Antibodies
Description	Phospho-beta Catenin (Tyr333) Rabbit Polyclonal Antibody (HRP) is a HRP conjugated antibody targeting CTNNB1. This antibody is suitable for IHC-Fr, IHC-P, WB. It exhibits reactivity with Human, Mouse, Rat samples.
Target	CTNNB1
Clonality	Polyclonal
Species/Host	Rabbit
Isotype	IgG
Conjugation	HRP
Reactivity	Human, Mouse, Rat
Predicted Reactivity	Bovine, Gallus, Porcine, Rabbit, Sheep
Concentration	1mg/ml
Buffer/Preservatives	0.01M TBS (pH7.4) with 1% rAlbumin, 0.02% Proclin300 and 50% Glycerol.
Purification	Affinity purified by Protein A
Immunogen	KLH conjugated synthesised phosphopeptide derived from human beta Catenin around the phosphorylation site of Tyr333 YT(p-Y)EK
Tested applications	IHC-Fr, IHC-P, WB

Biorbyt Ltd.

7 Signet Court, Swann Road
Cambridge
CB5 8LA
United Kingdom

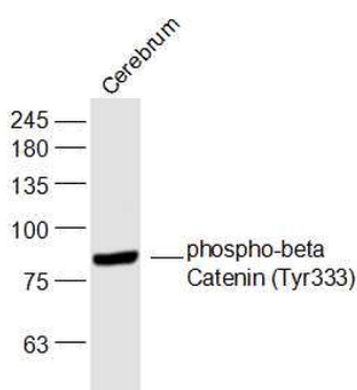
Email: info@biorbyt.com, support@biorbyt.com
Phone: [+44 \(0\)1223 859353](tel:+44(0)1223859353) | Fax: [+1 \(415\) 651-8558](tel:+1(415)651-8558)

Biorbyt LLC

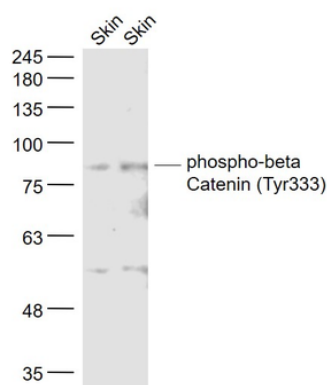
68 TW Alexander Drive
Research Triangle Park
Durham
NC 27713
United States

Email: info@biorbyt.com, support@biorbyt.com
Phone: [+1 \(415\) 906-5211](tel:+1(415)906-5211) | Fax: [+1 \(415\) 651-8558](tel:+1(415)651-8558)

Dilution range	WB=1:500-2000, IHC-P=1:100-500, IHC-F=1:100-500
Antibody Type	Primary Antibody
Storage	Shipped at 4°C. Store at -20°C for one year. Avoid repeated freeze/thaw cycles.
Note	For research use only
Expiration Date	12 months from date of receipt.



Sample: Cerebrum (Mouse) Lysate at 40 ug, Primary: Anti-phospho-beta Catenin (Tyr333) (orb503946) at 1/1000 dilution, Predicted band size: 86 kD, Observed band size: 86 kD.



Sample: Skin (Mouse) Lysate at 40 ug, Skin (Rat) Lysate at 40 ug, Primary: Anti-phospho-beta Catenin (Tyr333) at 1/1000 dilution, Predicted band size: 86 kD, Observed band size: 86 kD.

Biorbyt Ltd.

7 Signet Court, Swann Road
Cambridge
CB5 8LA
United Kingdom

Email: info@biorbyt.com, support@biorbyt.com


Phone: +44 (0)1223 859353 | Fax: +1 (415) 651-8558

Biorbyt LLC

68 TW Alexander Drive
Research Triangle Park
Durham
NC 27713
United States

Email: info@biorbyt.com, support@biorbyt.com

Phone: +1 (415) 906-5211 | Fax: +1 (415) 651-8558



Sample: Skin (Rat) Lysate at 40 ug, Primary: Anti-phospho-beta Catenin (Tyr333) (orb503946) at 1/1000 dilution, Predicted band size: 86 kD, Observed band size: 86 kD.

Biorbyt Ltd.

7 Signet Court, Swann Road
Cambridge
CB5 8LA
United Kingdom

Email: info@biorbyt.com, support@biorbyt.com

Phone: [+44 \(0\)1223 859353](tel:+44(0)1223859353) | Fax: [+1 \(415\) 651-8558](tel:+1(415)651-8558)

Biorbyt LLC

68 TW Alexander Drive
Research Triangle Park
Durham
NC 27713
United States

Email: info@biorbyt.com, support@biorbyt.com

Phone: [+1 \(415\) 906-5211](tel:+1(415)906-5211) | Fax: [+1 \(415\) 651-8558](tel:+1(415)651-8558)