

## Product Datasheet

### ECM1 Rabbit Polyclonal Antibody (orb499663)

<b>Catalog Number</b>	orb499663
<b>Category</b>	Antibodies
<b>Description</b>	ECM1 Rabbit Polyclonal Antibody
<b>Target</b>	ECM1
<b>Clonality</b>	Polyclonal
<b>Species/Host</b>	Rabbit
<b>Isotype</b>	IgG
<b>Conjugation</b>	Unconjugated
<b>Reactivity</b>	Mouse
<b>Form/Appearance</b>	Liquid
<b>Concentration</b>	1mg/ml
<b>Buffer/Preservatives</b>	0.01M TBS (pH7.4) with 1% rAlbumin, 0.02% Proclin300 and 50% Glycerol.
<b>Purification</b>	Affinity purified by Protein A
<b>Immunogen</b>	KLH conjugated synthetic peptide derived from mouse ECM1 (21-80/567aa)
<b>MW</b>	59 kDa
<b>Tested applications</b>	IF, IHC-Fr, IHC-P, WB
<b>Dilution range</b>	WB=1:500-2000, IHC-P=1:100-500, IHC-F=1:100-500, IF=1:100-500
<b>Antibody Type</b>	Primary Antibody

**Biorbyt Ltd.**

7 Signet Court, Swann Road  
Cambridge  
CB5 8LA  
United Kingdom

Email: [info@biorbyt.com](mailto:info@biorbyt.com), [support@biorbyt.com](mailto:support@biorbyt.com)

Phone: [+44 \(0\)1223 859353](tel:+44(0)1223859353) | Fax: [+1 \(415\) 651-8558](tel:+1(415)651-8558)

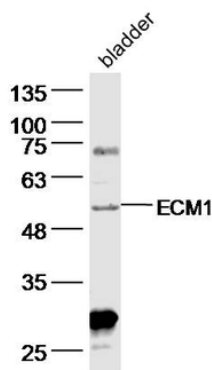
**Biorbyt LLC**

68 TW Alexander Drive  
Research Triangle Park  
Durham  
NC 27713-2847  
United States

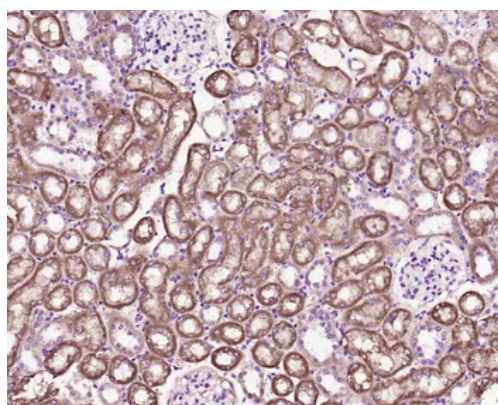
Email: [info@biorbyt.com](mailto:info@biorbyt.com), [support@biorbyt.com](mailto:support@biorbyt.com)

Phone: [+1 \(415\) 906-5211](tel:+1(415)906-5211) | Fax: [+1 \(415\) 651-8558](tel:+1(415)651-8558)

<b>Storage</b>	Maintain refrigerated at 2-8°C for up to 2 weeks. For long term storage store at -20°C in small aliquots to prevent freeze-thaw cycles.
<b>Note</b>	For research use only
<b>Expiration Date</b>	12 months from date of receipt.



Sample: Bladder (Mouse) Lysate at 40 ug, Primary: Anti-ECM1 (orb499663) at 1/300 dilution, Secondary: IRDye800CW Goat Anti-Rabbit IgG at 1/20000 dilution, Predicted band size: 59 kD, Observed band size: 59 kD.



Paraformaldehyde-fixed, paraffin embedded (mouse kidney), Antigen retrieval by boiling in sodium citrate buffer (pH6.0) for 15 min, Block endogenous peroxidase by 3% hydrogen peroxide for 20 minutes, Blocking buffer (normal goat serum) at 37°C for 30 min, Incubation with (ECM1) Polyclonal Antibody, Unconjugated (orb499663) at 1:200 overnight at 4°C, followed by operating according to SP Kit (Rabbit) instructions and DAB staining.

**Biorbyt Ltd.**

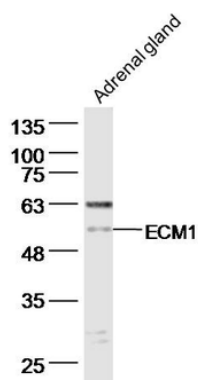
7 Signet Court, Swann Road  
Cambridge  
CB5 8LA  
United Kingdom

Email: [info@biorbyt.com](mailto:info@biorbyt.com), [support@biorbyt.com](mailto:support@biorbyt.com)  
Phone: +44 (0)1223 859353 | Fax: +1 (415) 651-8558

**Biorbyt LLC**

68 TW Alexander Drive  
Research Triangle Park  
Durham  
NC 27713-2847  
United States

Email: [info@biorbyt.com](mailto:info@biorbyt.com), [support@biorbyt.com](mailto:support@biorbyt.com)  
Phone: +1 (415) 906-5211 | Fax: +1 (415) 651-8558



Sample: Adrenal gland (Mouse) Lysate at 40 ug, Primary: Anti-ECM1 at 1/300 dilution, Secondary: IRDye800CW Goat Anti-Rabbit IgG at 1/20000 dilution, Predicted band size: 59 kD, Observed band size: 59 kD.

**Biorbyt Ltd.**

7 Signet Court, Swann Road  
Cambridge  
CB5 8LA  
United Kingdom

Email: [info@biorbyt.com](mailto:info@biorbyt.com), [support@biorbyt.com](mailto:support@biorbyt.com)

Phone: [+44 \(0\)1223 859353](tel:+44(0)1223859353) | Fax: [+1 \(415\) 651-8558](tel:+1(415)651-8558)

**Biorbyt LLC**

68 TW Alexander Drive  
Research Triangle Park  
Durham  
NC 27713-2847  
United States

Email: [info@biorbyt.com](mailto:info@biorbyt.com), [support@biorbyt.com](mailto:support@biorbyt.com)

Phone: [+1 \(415\) 906-5211](tel:+1(415)906-5211) | Fax: [+1 \(415\) 651-8558](tel:+1(415)651-8558)