

Product Datasheet

CD4 Rabbit Polyclonal Antibody (orb4830)

| | |
|------------------------|---|
| Catalog Number | orb4830 |
| Category | Antibodies |
| Description | CD4 Rabbit Polyclonal Antibody is an unconjugated antibody that specifically recognizes CD4. Generated against a KLH conjugated synthetic peptide derived from human CD4. The peptide is available as orb374775. It is supplied in liquid form and exhibits reactivity with Human, Mouse and Rat samples. The suitable applications for this antibody are ELISA, ICC, IF, IHC-P and WB. |
| Target | CD4 |
| Clonality | Polyclonal |
| Species/Host | Rabbit |
| Isotype | IgG |
| Conjugation | Unconjugated |
| Reactivity | Human, Mouse, Rat |
| Form/Appearance | 10 mM PBS, 0.02% sodium azide |
| Concentration | - 100 µg (in 200 µl): 0.5 mg/ml- 200 µg (in 400 µl): 0.5 mg/ml |
| Purity | Polyclonal antibodies are purified by peptide affinity chromatography |
| Immunogen | KLH conjugated synthetic peptide derived from human CD4. Please contact us for the exact immunogen sequence. The peptide is available as orb374775. |
| UniProt ID | P05540, P06332, P01730 |
| RRID | AB_10952642 |

Biorbyt Ltd.

7 Signet Court, Swann Road
Cambridge
CB5 8LA
United Kingdom

Email: info@biorbyt.com, support@biorbyt.com

Phone: [+44 \(0\)1223 859353](tel:+44(0)1223859353) | Fax: [+1 \(415\) 651-8558](tel:+1(415)651-8558)

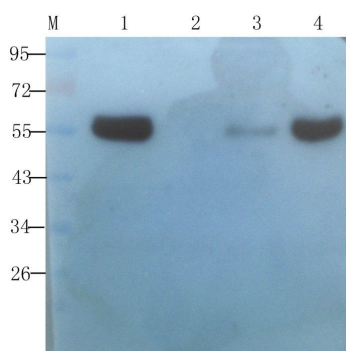
Biorbyt LLC

68 TW Alexander Drive
Research Triangle Park
Durham
NC 27713-2847
United States

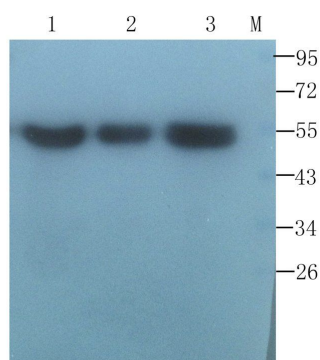
Email: info@biorbyt.com, support@biorbyt.com

Phone: [+1 \(415\) 906-5211](tel:+1(415)906-5211) | Fax: [+1 \(415\) 651-8558](tel:+1(415)651-8558)

| | |
|----------------------------|---|
| MW | 51 kDa |
| Tested applications | ELISA, ICC, IF, IHC-P, WB |
| Dilution range | IHC-P: 1:500, IF/ICC: 1:200 |
| Storage | Maintain refrigerated at 2-8°C for up to 2 weeks. For long term storage store at -20°C in small aliquots to prevent freeze-thaw cycles. |
| Note | For research use only |
| Entrez | 920 |
| NCBI | 41, 11, 000607, 000616 |
| Expiration Date | 12 months from date of receipt. |



WB analysis of human breast cancer (lane 1), human thyroid cancer (lane 2), human endometrial cancer (lane 3), human ovarian cancer (lane 4) using CD4 antibody (1 ug/ml)



WB analysis of human breast tumor (lane 1), human mammary fibroma (lane 2), human breast cancer (lane 3) using CD4 antibody (1 ug/ml)

Biorbyt Ltd.

7 Signet Court, Swann Road
Cambridge
CB5 8LA
United Kingdom

Email: info@biorbyt.com, support@biorbyt.com

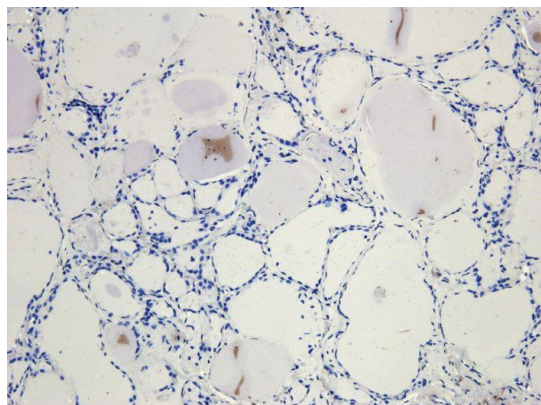
Phone: [+44 \(0\)1223 859353](tel:+44(0)1223859353) | Fax: [+1 \(415\) 651-8558](tel:+1(415)6518558)

Biorbyt LLC

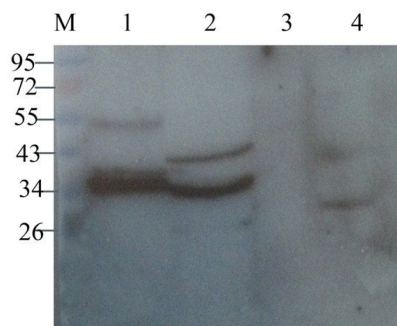
68 TW Alexander Drive
Research Triangle Park
Durham
NC 27713-2847
United States

Email: info@biorbyt.com, support@biorbyt.com

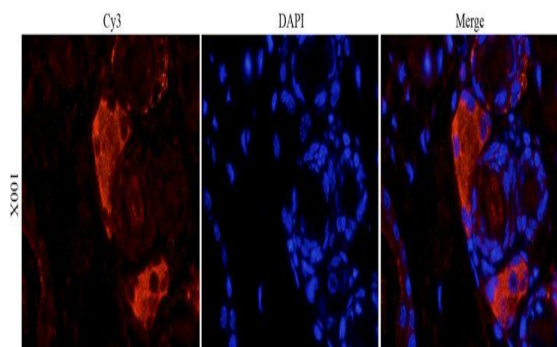
Phone: [+1 \(415\) 906-5211](tel:+1(415)9065211) | Fax: [+1 \(415\) 651-8558](tel:+1(415)6518558)



IHC-P image of human thyroid carcinoma tissue using CD4 antibody (2.5 ug/ml)



Western blot analysis of rat thymus (lane 1), rat liver (lane 2), mouse spleen (lane 3), mouse small intestine (lane 4) using CD4 antibody (1 ug/ml)



Immunofluorescence image of mouse skin tissue using CD4 antibody (2.5 ug/ml)

Biorbyt Ltd.

7 Signet Court, Swann Road
Cambridge
CB5 8LA
United Kingdom

Email: info@biorbyt.com, support@biorbyt.com

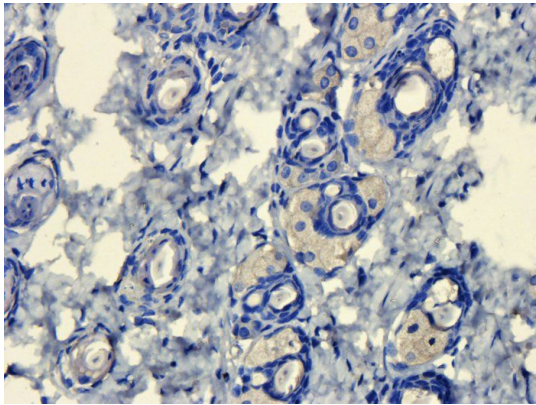
Phone: [+44 \(0\)1223 859353](tel:+44(0)1223859353) | Fax: [+1 \(415\) 651-8558](tel:+1(415)651-8558)

Biorbyt LLC

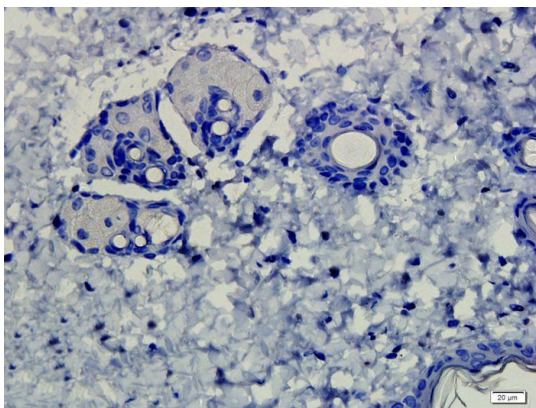
68 TW Alexander Drive
Research Triangle Park
Durham
NC 27713-2847
United States

Email: info@biorbyt.com, support@biorbyt.com

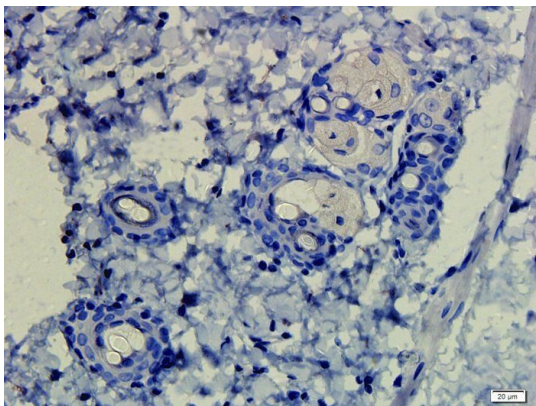
Phone: [+1 \(415\) 906-5211](tel:+1(415)906-5211) | Fax: [+1 \(415\) 651-8558](tel:+1(415)651-8558)



Immunohistochemical staining of paraffin embedded mouse skin tissue using CD4 antibody (2.5 ug/ml)



IHC-P image of rat skin tissue using CD4 antibody (2.5 ug/ml)



Immunohistochemical staining of rat skin tissue using anti-CD4 (2.5 ug/ml)

Biorbyt Ltd.

7 Signet Court, Swann Road
Cambridge
CB5 8LA
United Kingdom

Email: info@biorbyt.com, support@biorbyt.com

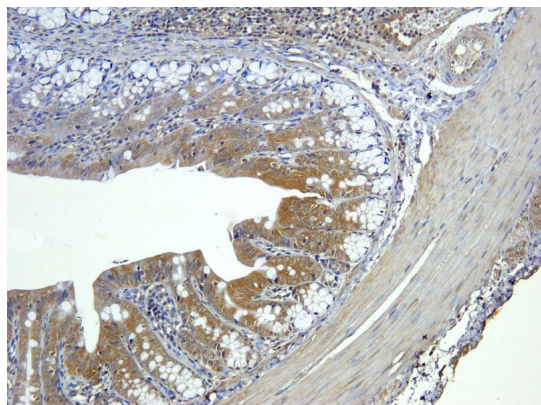
Phone: [+44 \(0\)1223 859353](tel:+44(0)1223859353) | Fax: [+1 \(415\) 651-8558](tel:+1(415)651-8558)

Biorbyt LLC

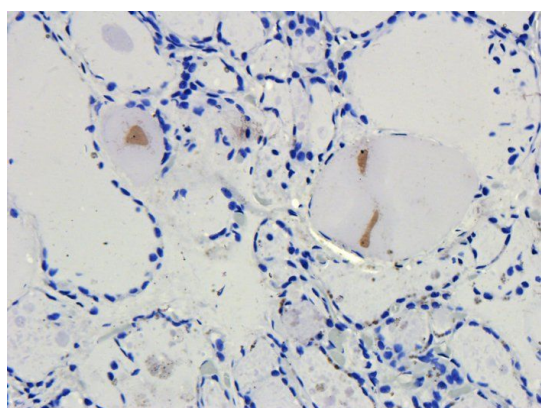
68 TW Alexander Drive
Research Triangle Park
Durham
NC 27713-2847
United States

Email: info@biorbyt.com, support@biorbyt.com

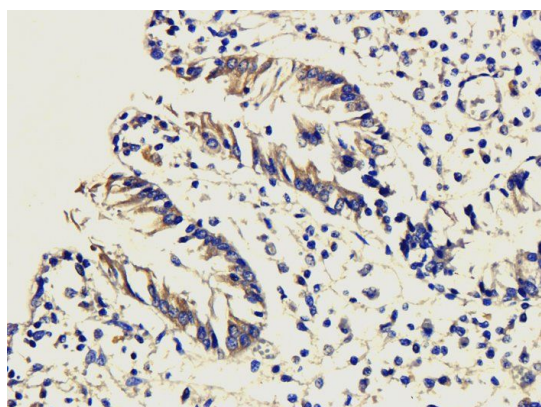
Phone: [+1 \(415\) 906-5211](tel:+1(415)906-5211) | Fax: [+1 \(415\) 651-8558](tel:+1(415)651-8558)



IHC-P staining of rat colon tissue using CD4 antibody (5 ug/ml)



IHC-P staining of human thyroid carcinoma tissue using CD4 antibody (2.5 ug/ml)



Immunohistochemical staining of pig large intestines tissue using anti-CD4 (dilution of primary antibody - 1:200)

Biorbyt Ltd.

7 Signet Court, Swann Road
Cambridge
CB5 8LA
United Kingdom

Email: info@biorbyt.com, support@biorbyt.com

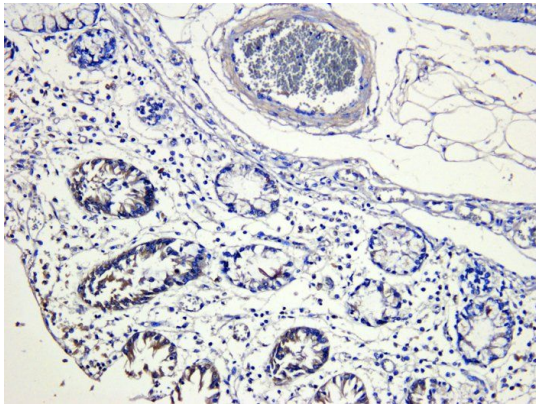
Phone: +44 (0)1223 859353 | Fax: +1 (415) 651-8558

Biorbyt LLC

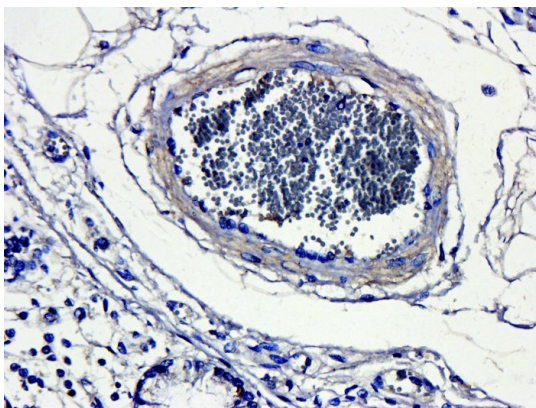
68 TW Alexander Drive
Research Triangle Park
Durham
NC 27713-2847
United States

Email: info@biorbyt.com, support@biorbyt.com

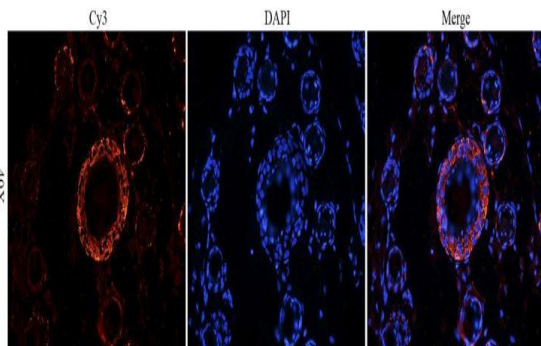
Phone: +1 (415) 906-5211 | Fax: +1 (415) 651-8558



Immunohistochemical staining of paraffin embedded pig large intestines tissue using CD4 antibody (2.5 ug/ml)



IHC-P image of pig large intestines tissue using anti-CD4 (2.5 ug/ml)



Immunofluorescence analysis of mouse skin tissue using CD4 antibody (2.5 ug/ml)

Biorbyt Ltd.

7 Signet Court, Swann Road
Cambridge
CB5 8LA
United Kingdom

Email: info@biorbyt.com, support@biorbyt.com

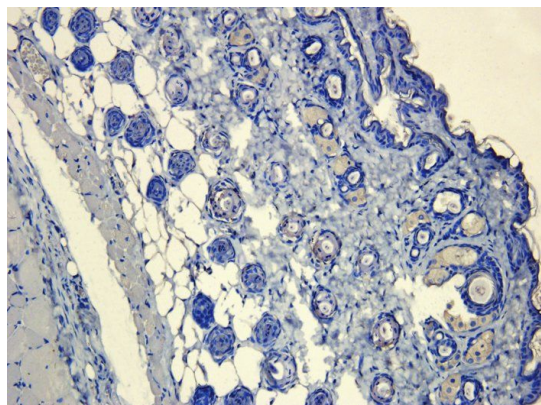
Phone: +44 (0)1223 859353 | Fax: +1 (415) 651-8558

Biorbyt LLC

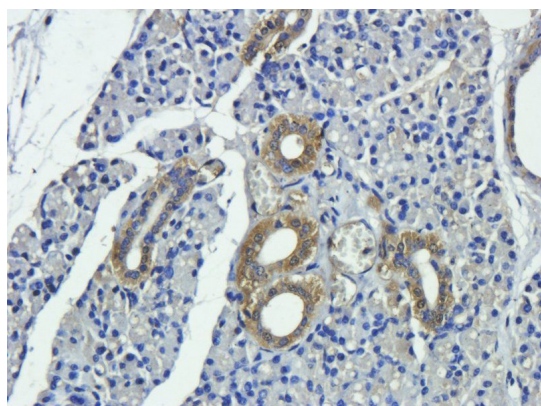
68 TW Alexander Drive
Research Triangle Park
Durham
NC 27713-2847
United States

Email: info@biorbyt.com, support@biorbyt.com


Phone: +1 (415) 906-5211 | Fax: +1 (415) 651-8558



Immunohistochemical staining of paraffin embedded mouse skin tissue using CD4 antibody (2.5 ug/ml)



Immunohistochemical staining of mouse lymph node tissue using anti-CD4 (5 ug/ml)



Western blot analysis of human breast tumor (lane 1), human mammary fibroma (lane 2), human breast cancer (lane 3) using CD4 antibody (1 ug/ml)

Biorbyt Ltd.

7 Signet Court, Swann Road
Cambridge
CB5 8LA
United Kingdom

Email: info@biorbyt.com, support@biorbyt.com

Phone: +44 (0)1223 859353 | Fax: +1 (415) 651-8558

Biorbyt LLC

68 TW Alexander Drive
Research Triangle Park
Durham
NC 27713-2847
United States

Email: info@biorbyt.com, support@biorbyt.com

Phone: +1 (415) 906-5211 | Fax: +1 (415) 651-8558