

Product Datasheet

CCKN Rabbit Polyclonal Antibody (orb422563)

Catalog Number	orb422563
Category	Antibodies
Description	CCKN Rabbit Polyclonal Antibody
Target	CCKN
Clonality	Polyclonal
Species/Host	Rabbit
Isotype	IgG
Conjugation	Unconjugated
Reactivity	Guinea pig, Human, Mouse, Rat
Form/Appearance	10 mM PBS, 0.02% sodium azide
Concentration	- 100 µg (in 200 µl): 0.5 mg/ml & - 200 µg (in 400 µl): 0.5 mg/ml
Purity	Polyclonal antibodies are purified by peptide affinity chromatography
Immunogen	KLH conjugated synthetic peptide derived from human CCKN. Please contact us for the exact immunogen sequence.
UniProt ID	P06307
MW	12.6 kDa
Tested applications	IHC-P, WB
Dilution range	IHC-P: 1:100-600, WB: 1:100-800

Biorbyt Ltd.

7 Signet Court, Swann Road
Cambridge
CB5 8LA
United Kingdom

Email: info@biorbyt.com, support@biorbyt.com

Phone: [+44 \(0\)1223 859353](tel:+44(0)1223859353) | Fax: [+1 \(415\) 651-8558](tel:+1(415)651-8558)

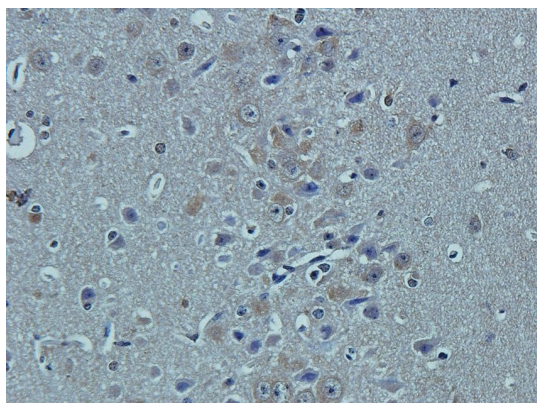
Biorbyt LLC

68 TW Alexander Drive
Research Triangle Park
Durham
NC 27713
United States

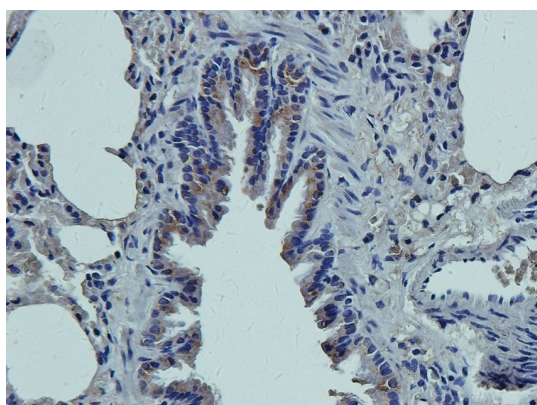
Email: info@biorbyt.com, support@biorbyt.com

Phone: [+1 \(415\) 906-5211](tel:+1(415)906-5211) | Fax: [+1 \(415\) 651-8558](tel:+1(415)651-8558)

Storage	Maintain refrigerated at 2-8°C for up to 2 weeks. For long term storage store at -20°C in small aliquots to prevent freeze-thaw cycles.
Note	For research use only
Expiration Date	12 months from date of receipt.



IHC-P image of guinea pig brain tissue using CCKN antibody (dilution of primary antibody at 2.5 ug/ml)



IHC-P image of rat lung tissue using anti-CCKN (dilution of primary antibody at 2.5 ug/ml)

Biorbyt Ltd.

7 Signet Court, Swann Road
Cambridge
CB5 8LA
United Kingdom

Email: info@biorbyt.com, support@biorbyt.com

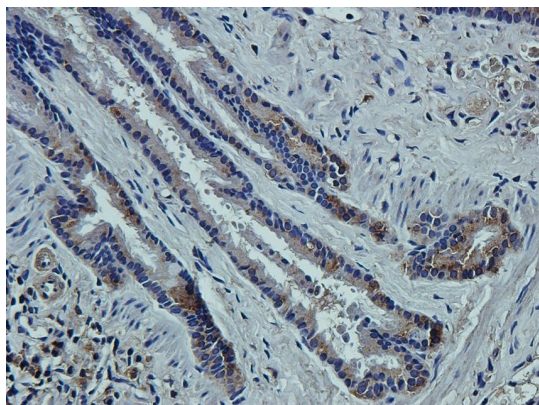
Phone: [+44 \(0\)1223 859353](tel:+44(0)1223859353) | Fax: [+1 \(415\) 651-8558](tel:+1(415)651-8558)

Biorbyt LLC

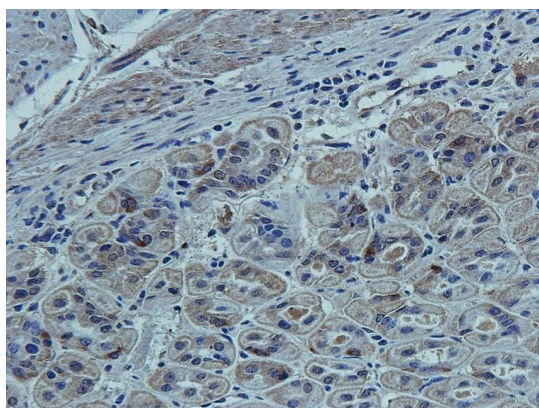
68 TW Alexander Drive
Research Triangle Park
Durham
NC 27713
United States

Email: info@biorbyt.com, support@biorbyt.com

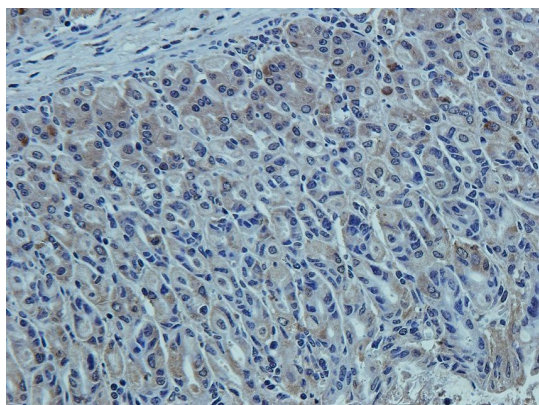
Phone: [+1 \(415\) 906-5211](tel:+1(415)906-5211) | Fax: [+1 \(415\) 651-8558](tel:+1(415)651-8558)



Immunohistochemical staining of rat lung tissue using CCKN antibody (dilution of primary antibody - 2.5 ug/ml)



IHC-P image of mouse stomach tissue using CCKN antibody (dilution of primary antibody at 2.5 ug/ml)



IHC-P staining of mouse stomach tissue using anti-CCKN (dilution at 2.5 ug/ml)

Biorbyt Ltd.

7 Signet Court, Swann Road
Cambridge
CB5 8LA
United Kingdom

Email: info@biorbyt.com, support@biorbyt.com

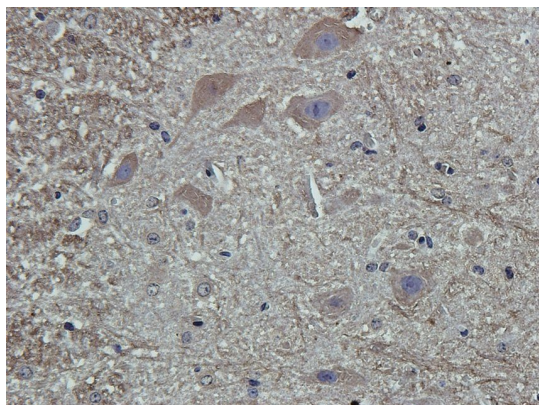
Phone: [+44 \(0\)1223 859353](tel:+44(0)1223859353) | Fax: [+1 \(415\) 651-8558](tel:+1(415)651-8558)

Biorbyt LLC

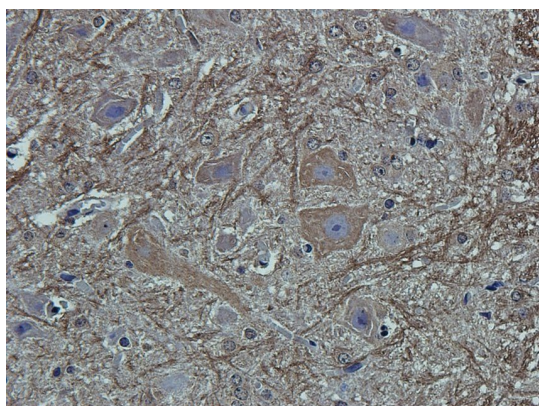
68 TW Alexander Drive
Research Triangle Park
Durham
NC 27713
United States

Email: info@biorbyt.com, support@biorbyt.com

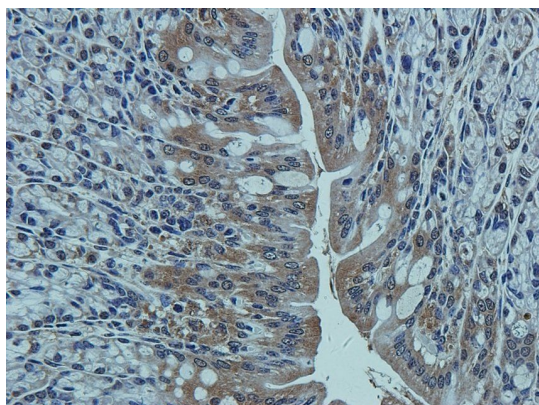
Phone: [+1 \(415\) 906-5211](tel:+1(415)906-5211) | Fax: [+1 \(415\) 651-8558](tel:+1(415)651-8558)



IHC-P image of mouse spinal cord tissue using anti-CCKN (dilution of primary antibody at 2.5 ug/ml)



Immunohistochemical staining of paraffin embedded mouse spinal cord tissue using anti-CCKN (primary antibody at 2.5 ug/ml)



Immunohistochemical staining of paraffin embedded guinea pig colon tissue using anti-CCKN (primary antibody at 2.5 ug/ml)

Biorbyt Ltd.

7 Signet Court, Swann Road
Cambridge
CB5 8LA
United Kingdom

Email: info@biorbyt.com, support@biorbyt.com

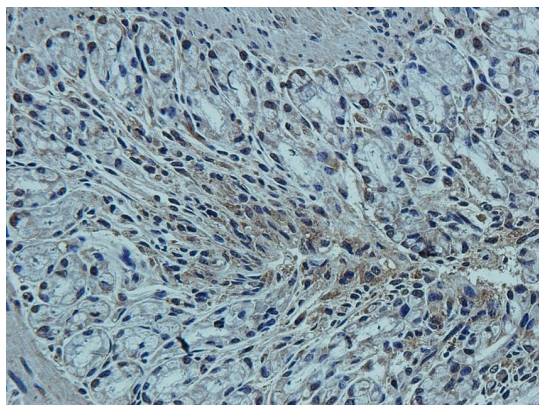
Phone: +44 (0)1223 859353 | Fax: +1 (415) 651-8558

Biorbyt LLC

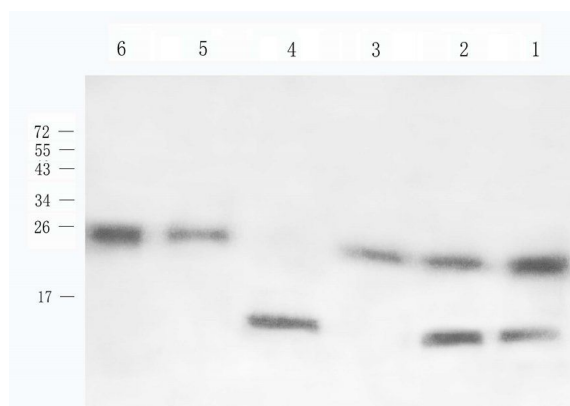
68 TW Alexander Drive
Research Triangle Park
Durham
NC 27713
United States

Email: info@biorbyt.com, support@biorbyt.com

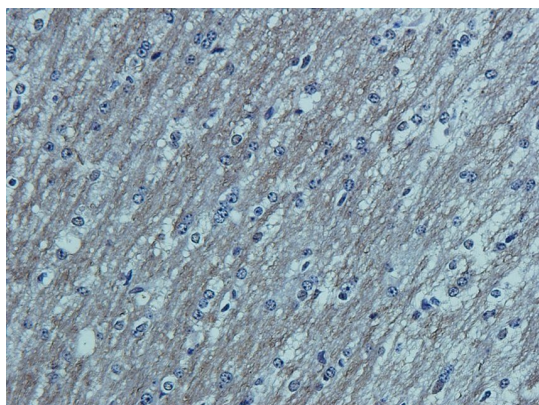
Phone: +1 (415) 906-5211 | Fax: +1 (415) 651-8558



Immunohistochemical staining of paraffin embedded guinea pig colon tissue using anti-CCKN (primary antibody at 2.5 ug/ml)



Western blot analysis of mouse brain (lane 1), Rat brain (lane 2), Rat pancreas (lane 3), Rat spinal cord (lane 4), Rat stomach (lane 5), Rat colon (lane 6) using CCKN antibody (0.5 ug/ml)



IHC-P staining of guinea pig brain tissue using anti-CCKN (dilution at 2.5 ug/ml)

Biorbyt Ltd.

7 Signet Court, Swann Road
Cambridge
CB5 8LA
United Kingdom

Email: info@biorbyt.com, support@biorbyt.com
Phone: [+44 \(0\)1223 859353](tel:+44(0)1223859353) | Fax: [+1 \(415\) 651-8558](tel:+1(415)651-8558)

Biorbyt LLC

68 TW Alexander Drive
Research Triangle Park
Durham
NC 27713
United States

Email: info@biorbyt.com, support@biorbyt.com
Phone: [+1 \(415\) 906-5211](tel:+1(415)906-5211) | Fax: [+1 \(415\) 651-8558](tel:+1(415)651-8558)