

Product Datasheet

ECHS1 Antibody (orb41571)

Catalog Number	orb41571
Category	Antibodies
Description	This ECHS1 Antibody is an unconjugated polyclonal product. It targets ECHS1 using a Recombinant Human Enoyl-CoA hydratase, mitochondrial protein (28-290AA) as the immunogen. This antibody is suitable for ELISA, IHC, WB. Purification: Antigen Affinity Purified.
Target	ECHS1
Clonality	Polyclonal
Species/Host	Rabbit
Isotype	IgG
Conjugation	Unconjugated
Reactivity	Human, Mouse, Rat
Form/Appearance	Liquid
Buffer/Preservatives	PBS with 0.02% sodium azide, 50% glycerol, pH7.3.
Purification	Antigen Affinity Purified
Immunogen	Recombinant Human Enoyl-CoA hydratase, mitochondrial protein (28-290AA)
UniProt ID	P30084
RRID	AB_10995711
Tested applications	ELISA, IHC, WB

Biorbyt Ltd.

7 Signet Court, Swann Road
Cambridge
CB5 8LA
United Kingdom

Email: info@biorbyt.com, support@biorbyt.com

Phone: [+44 \(0\)1223 859353](tel:+44(0)1223859353) | Fax: [+1 \(415\) 651-8558](tel:+1(415)651-8558)

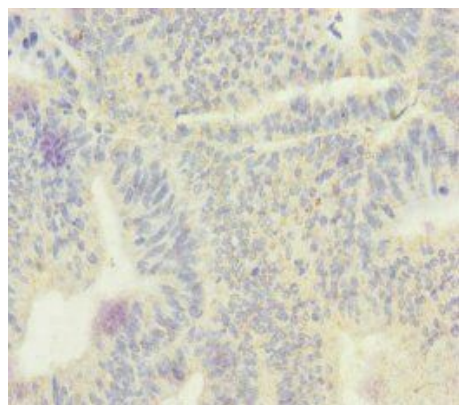
Biorbyt LLC

68 TW Alexander Drive
Research Triangle Park
Durham
NC 27713
United States


Email: info@biorbyt.com, support@biorbyt.com

Phone: [+1 \(415\) 906-5211](tel:+1(415)906-5211) | Fax: [+1 \(415\) 651-8558](tel:+1(415)651-8558)

Dilution range	WB:1:1000-5000, IHC-P:1:20-200
Storage	Maintain refrigerated at 2-8°C for up to 2 weeks. For long term storage store at -20°C in small aliquots to prevent freeze-thaw cycles.
Note	For research use only
Expiration Date	12 months from date of receipt.



Immunohistochemistry of paraffin-embedded human colon cancer tissue using ECHS1 antibody



Western blot analysis of Rat heart tissue (Lane1), Mouse liver tissue (Lane2), Mouse skeletal muscle tissue (Lane3), HeLa whole cell lysate (Lane4), HepG2 whole cell lysate (Lane5), MCF-7 whole cell lysate (Lane6), Jurkat whole cell lysate (Lane7), A549

Biorbyt Ltd.

7 Signet Court, Swann Road
Cambridge
CB5 8LA
United Kingdom

Email: info@biorbyt.com, support@biorbyt.com

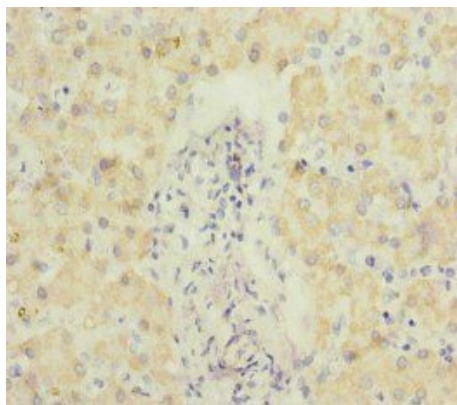
Phone: +44 (0)1223 859353 | Fax: +1 (415) 651-8558

Biorbyt LLC

68 TW Alexander Drive
Research Triangle Park
Durham
NC 27713
United States

Email: info@biorbyt.com, support@biorbyt.com

Phone: +1 (415) 906-5211 | Fax: +1 (415) 651-8558



Immunohistochemistry of paraffin-embedded human liver tissue using ECHS1 antibody

Biorbyt Ltd.

7 Signet Court, Swann Road
Cambridge
CB5 8LA
United Kingdom

Email: info@biorbyt.com, support@biorbyt.com

Phone: [+44 \(0\)1223 859353](tel:+44(0)1223859353) | Fax: [+1 \(415\) 651-8558](tel:+1(415)651-8558)

Biorbyt LLC

68 TW Alexander Drive
Research Triangle Park
Durham
NC 27713
United States

Email: info@biorbyt.com, support@biorbyt.com

Phone: [+1 \(415\) 906-5211](tel:+1(415)906-5211) | Fax: [+1 \(415\) 651-8558](tel:+1(415)651-8558)