

Product Datasheet

GSTK1 Antibody (orb41534)

Catalog Number	orb41534
Category	Antibodies
Description	This GSTK1 Antibody is an unconjugated polyclonal product. It targets GSTK1 using a Recombinant Human Glutathione S-transferase kappa 1 protein (1-226AA) as the immunogen. This antibody is suitable for ELISA, IHC, WB. Purification: Antigen Affinity Purified.
Target	GSTK1
Clonality	Polyclonal
Species/Host	Rabbit
Isotype	IgG
Conjugation	Unconjugated
Reactivity	Human
Form/Appearance	Liquid
Buffer/Preservatives	PBS with 0.02% sodium azide, 50% glycerol, pH7.3.
Purification	Antigen Affinity Purified
Immunogen	Recombinant Human Glutathione S-transferase kappa 1 protein (1-226AA)
UniProt ID	Q9Y2Q3
RRID	AB_10998211
Tested applications	ELISA, IHC, WB

Biorbyt Ltd.

7 Signet Court, Swann Road
Cambridge
CB5 8LA
United Kingdom


Email: info@biorbyt.com, support@biorbyt.com
Phone: [+44 \(0\)1223 859353](tel:+44(0)1223859353) | Fax: [+1 \(415\) 651-8558](tel:+1(415)651-8558)

Biorbyt LLC

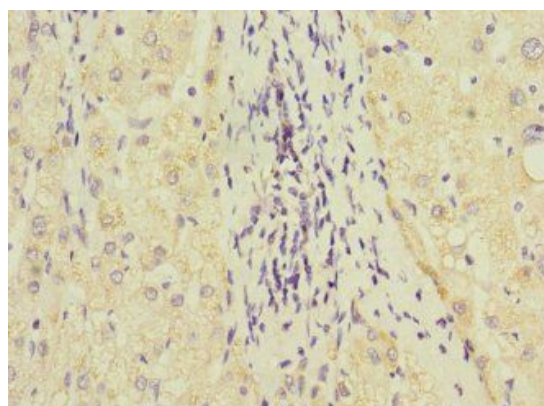
68 TW Alexander Drive
Research Triangle Park
Durham
NC 27713
United States

Email: info@biorbyt.com, support@biorbyt.com
Phone: [+1 \(415\) 906-5211](tel:+1(415)906-5211) | Fax: [+1 \(415\) 651-8558](tel:+1(415)651-8558)

Dilution range	WB:1:1000-5000, IHC-P:1:20-200
Storage	Maintain refrigerated at 2-8°C for up to 2 weeks. For long term storage store at -20°C in small aliquots to prevent freeze-thaw cycles.
Note	For research use only
Expiration Date	12 months from date of receipt.



Western blot analysis of MCF-7 whole cell lysate (Lane1), K562 whole cell lysate (Lane2), HeLa whole cell lysate (Lane3), HepG2 whole cell lysate (Lane4), Raji whole cell lysate (Lane5) using GSTK1 antibody



Immunohistochemistry of paraffin-embedded human liver cancer tissue using GSTK1 antibody

Biorbyt Ltd.

7 Signet Court, Swann Road
Cambridge
CB5 8LA
United Kingdom

Email: info@biorbyt.com, support@biorbyt.com

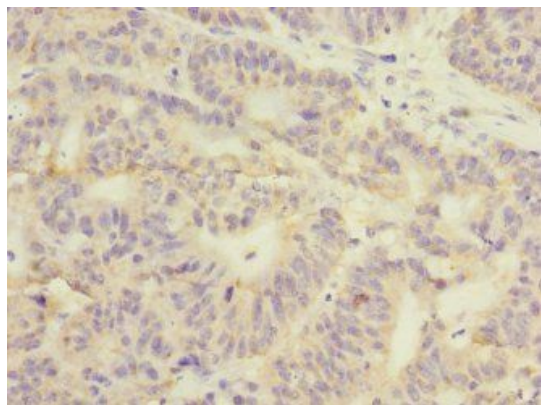
Phone: +44 (0)1223 859353 | Fax: +1 (415) 651-8558

Biorbyt LLC

68 TW Alexander Drive
Research Triangle Park
Durham
NC 27713
United States

Email: info@biorbyt.com, support@biorbyt.com

Phone: +1 (415) 906-5211 | Fax: +1 (415) 651-8558



Immunohistochemistry of paraffin-embedded human colon cancer tissue using GSTK1 antibody

Biorbyt Ltd.

7 Signet Court, Swann Road
Cambridge
CB5 8LA
United Kingdom

Email: info@biorbyt.com, support@biorbyt.com

Phone: [+44 \(0\)1223 859353](tel:+44(0)1223859353) | Fax: [+1 \(415\) 651-8558](tel:+1(415)651-8558)

Biorbyt LLC

68 TW Alexander Drive
Research Triangle Park
Durham
NC 27713
United States

Email: info@biorbyt.com, support@biorbyt.com

Phone: [+1 \(415\) 906-5211](tel:+1(415)906-5211) | Fax: [+1 \(415\) 651-8558](tel:+1(415)651-8558)