

Product Datasheet

PPP1R8 Antibody (orb40896)

Catalog Number	orb40896
Category	Antibodies
Description	This PPP1R8 Antibody is an unconjugated polyclonal product. It targets PPP1R8 using a Recombinant Human Nuclear inhibitor of protein phosphatase 1 protein (1-209AA) as the immunogen. This antibody is suitable for ELISA, IF, IHC, WB. Purification: Antigen Affinity Purified.
Target	PPP1R8
Clonality	Polyclonal
Species/Host	Rabbit
Isotype	IgG
Conjugation	Unconjugated
Reactivity	Human
Form/Appearance	Liquid
Buffer/Preservatives	PBS with 0.02% sodium azide, 50% glycerol, pH7.3.
Purification	Antigen Affinity Purified
Immunogen	Recombinant Human Nuclear inhibitor of protein phosphatase 1 protein (1-209AA)
UniProt ID	Q12972
RRID	AB_10997691
Tested applications	ELISA, IF, IHC, WB

Biorbyt Ltd.

7 Signet Court, Swann Road
Cambridge
CB5 8LA
United Kingdom

Email: info@biorbyt.com, support@biorbyt.com

Phone: [+44 \(0\)1223 859353](tel:+44(0)1223859353) | Fax: [+1 \(415\) 651-8558](tel:+1(415)651-8558)


Biorbyt LLC

68 TW Alexander Drive
Research Triangle Park
Durham
NC 27713
United States

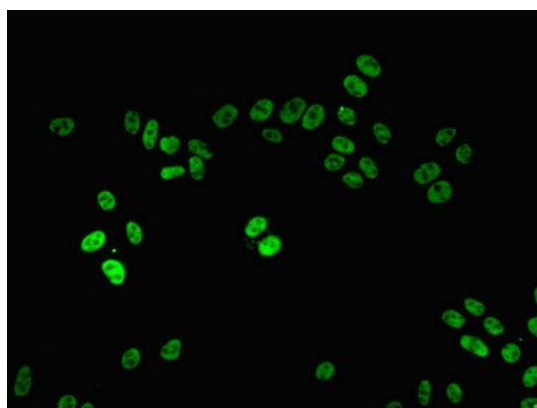
Email: info@biorbyt.com, support@biorbyt.com

Phone: [+1 \(415\) 906-5211](tel:+1(415)906-5211) | Fax: [+1 \(415\) 651-8558](tel:+1(415)651-8558)

Dilution range	WB:1:500-2000, IHC-P:1:20-200, IF:1:50-200
Storage	Maintain refrigerated at 2-8°C for up to 2 weeks. For long term storage store at -20°C in small aliquots to prevent freeze-thaw cycles.
Note	For research use only
Expiration Date	12 months from date of receipt.



Western blot analysis of PC-3(lane 1), HL60(lane 2), HepG-2(lane 3), Hela(lane 4) whole cell lysate using PPP1R8 antibody



Immunofluorescence analysis of HepG2 cells using PPP1R8 antibody

Biorbyt Ltd.

7 Signet Court, Swann Road
Cambridge
CB5 8LA
United Kingdom

Email: info@biorbyt.com, support@biorbyt.com

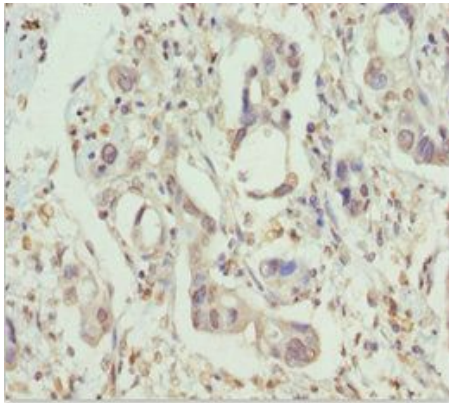
Phone: [+44 \(0\)1223 859353](tel:+44(0)1223859353) | Fax: [+1 \(415\) 651-8558](tel:+1(415)651-8558)

Biorbyt LLC

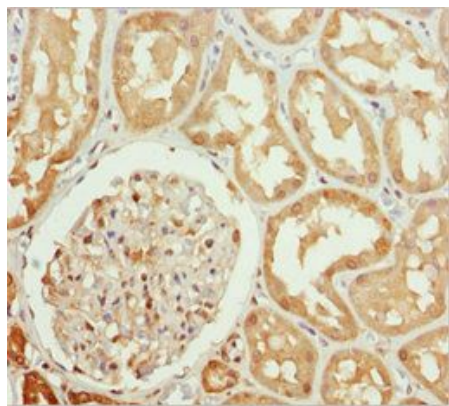
68 TW Alexander Drive
Research Triangle Park
Durham
NC 27713
United States

Email: info@biorbyt.com, support@biorbyt.com

Phone: [+1 \(415\) 906-5211](tel:+1(415)906-5211) | Fax: [+1 \(415\) 651-8558](tel:+1(415)651-8558)



Immunohistochemical staining of human pancreatic cancer using PPP1R8 antibody



Immunohistochemical staining of human kidney tissue using PPP1R8 antibody

Biorbyt Ltd.

7 Signet Court, Swann Road
Cambridge
CB5 8LA
United Kingdom

Email: info@biorbyt.com, support@biorbyt.com

Phone: [+44 \(0\)1223 859353](tel:+44(0)1223859353) | Fax: [+1 \(415\) 651-8558](tel:+1(415)651-8558)

Biorbyt LLC

68 TW Alexander Drive
Research Triangle Park
Durham
NC 27713
United States

Email: info@biorbyt.com, support@biorbyt.com

Phone: [+1 \(415\) 906-5211](tel:+1(415)906-5211) | Fax: [+1 \(415\) 651-8558](tel:+1(415)651-8558)