

Product Datasheet

RBM15 Mouse Monoclonal Antibody (orb395509)

Catalog Number	orb395509
Category	Antibodies
Description	Mouse monoclonal antibody to RBM15.
Target	RBM15
Clonality	Monoclonal
Species/Host	Mouse
Isotype	IgG1
Conjugation	Unconjugated
Reactivity	Human
Form/Appearance	liquid
Purity	≥95% as determined by SDS-PAGE
Purification	Protein A+G purified
Immunogen	RNA binding motif protein 15
UniProt ID	Q96T37
MW	107 kDa
Tested applications	ELISA, IF, IHC, IP, WB
Dilution range	WB: 1:500-1:2000; IP: 1:500-1:1000; IHC: 1:200-1:800; IF: 1:10-1:100
Antibody Type	Primary Antibody

Biorbyt Ltd.

7 Signet Court, Swann Road
Cambridge
CB5 8LA
United Kingdom

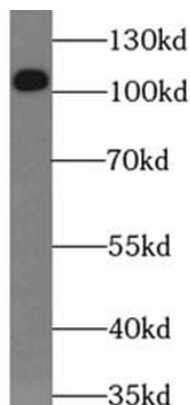
Email: info@biorbyt.com, support@biorbyt.com
Phone: [+44 \(0\)1223 859353](tel:+44(0)1223859353) | Fax: [+1 \(415\) 651-8558](tel:+1(415)651-8558)

Biorbyt LLC

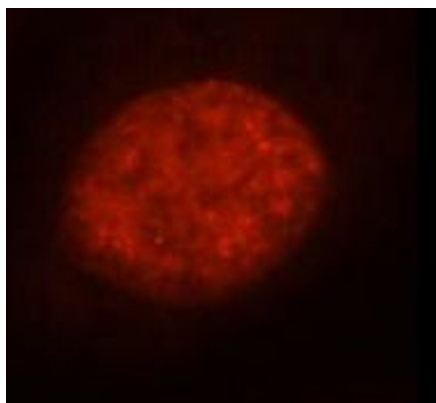
68 TW Alexander Drive
Research Triangle Park
Durham
NC 27713-2847
United States

Email: info@biorbyt.com, support@biorbyt.com
Phone: [+1 \(415\) 906-5211](tel:+1(415)906-5211) | Fax: [+1 \(415\) 651-8558](tel:+1(415)651-8558)

Storage	Maintain refrigerated at 2-8°C for up to 2 weeks. For long term storage store at -20°C in small aliquots to prevent freeze-thaw cycles.
Note	For research use only
Expiration Date	12 months from date of receipt.



HeLa cells were subjected to SDS PAGE followed by western blot with orb395509 (RBM15 antibody) at dilution of 1:1000.



Immunofluorescent analysis of HeLa cells, using orb395509 (RBM15 antibody) at 1:25 dilution and Rhodamine-labeled goat anti-mouse IgG (red).

Biorbyt Ltd.


7 Signet Court, Swann Road
Cambridge
CB5 8LA
United Kingdom

Email: info@biorbyt.com, support@biorbyt.com
Phone: [+44 \(0\)1223 859353](tel:+44(0)1223859353) | Fax: [+1 \(415\) 651-8558](tel:+1(415)651-8558)

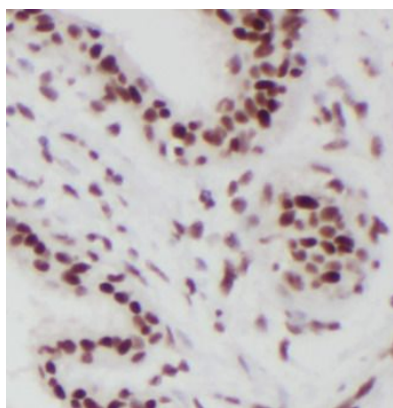
Biorbyt LLC

68 TW Alexander Drive
Research Triangle Park
Durham
NC 27713-2847
United States

Email: info@biorbyt.com, support@biorbyt.com
Phone: [+1 \(415\) 906-5211](tel:+1(415)906-5211) | Fax: [+1 \(415\) 651-8558](tel:+1(415)651-8558)



IP result of anti-RBM15 (IP: orb395509, 4 ug; Detection: orb395509 1:500) with HEK-293 cells lysate 2600 ug.



Immunohistochemistry of paraffin-embedded human breast cancer tissue slide using orb395509 (RBM15 antibody) at dilution of 1:500.

Biorbyt Ltd.

7 Signet Court, Swann Road
Cambridge
CB5 8LA
United Kingdom

Email: info@biorbyt.com, support@biorbyt.com

Phone: [+44 \(0\)1223 859353](tel:+44(0)1223859353) | Fax: [+1 \(415\) 651-8558](tel:+1(415)651-8558)

Biorbyt LLC

68 TW Alexander Drive
Research Triangle Park
Durham
NC 27713-2847
United States

Email: info@biorbyt.com, support@biorbyt.com

Phone: [+1 \(415\) 906-5211](tel:+1(415)906-5211) | Fax: [+1 \(415\) 651-8558](tel:+1(415)651-8558)