

Product Datasheet

GJA1 Rabbit Polyclonal Antibody (orb394902)

Catalog Number	orb394902
Category	Antibodies
Description	Rabbit polyclonal antibody to Connexin-43.
Target	GJA1
Clonality	Polyclonal
Species/Host	Rabbit
Isotype	IgG
Conjugation	Unconjugated
Reactivity	Human, Mouse, Rat
Form/Appearance	liquid
Purity	≥95% as determined by SDS-PAGE
Purification	Immunogen affinity purified
Immunogen	gap junction protein, alpha 1, 43kDa
UniProt ID	P17302
MW	47 kDa
Tested applications	ELISA, FC, IHC, IP, WB
Dilution range	WB: 1:500-1:2000; IP: 1:500-1:1000; IHC: 1:50-1:200; IF: 1:50-1:500
Antibody Type	Primary Antibody

Biorbyt Ltd.

7 Signet Court, Swann Road
Cambridge
CB5 8LA
United Kingdom

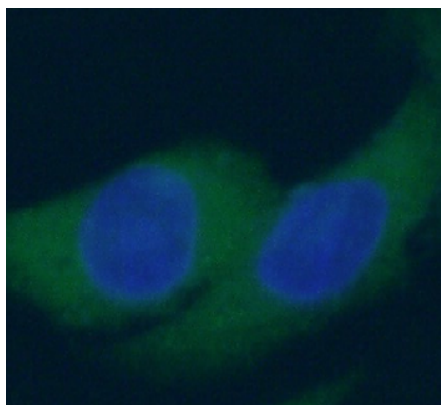
Email: info@biorbyt.com, support@biorbyt.com
Phone: [+44 \(0\)1223 859353](tel:+44(0)1223859353) | Fax: [+1 \(415\) 651-8558](tel:+1(415)651-8558)

Biorbyt LLC

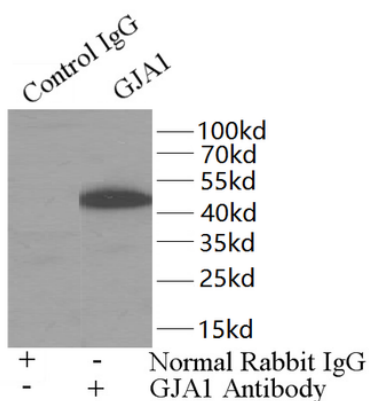
68 TW Alexander Drive
Research Triangle Park
Durham
NC 27713-2847
United States

Email: info@biorbyt.com, support@biorbyt.com
Phone: [+1 \(415\) 906-5211](tel:+1(415)906-5211) | Fax: [+1 \(415\) 651-8558](tel:+1(415)651-8558)

Storage	Maintain refrigerated at 2-8°C for up to 2 weeks. For long term storage store at -20°C in small aliquots to prevent freeze-thaw cycles.
Note	For research use only
Expiration Date	12 months from date of receipt.



Immunofluorescent analysis of (-20°C Ethanol) fixed HeLa cells using orb394902 at dilution of 1:50 and Alexa Fluor 488-conjugated Goat Anti-Rabbit IgG (H+L).



IP Result of anti-Connexin-43 (IP: orb394902, 4 ug; Detection: orb394902 1:1000) with mouse heart tissue lysate 3200 ug.

Biorbyt Ltd.

7 Signet Court, Swann Road
Cambridge
CB5 8LA
United Kingdom

Email: info@biorbyt.com, support@biorbyt.com

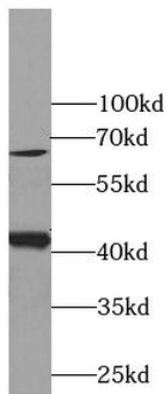
Phone: +44 (0)1223 859353 | Fax: +1 (415) 651-8558

Biorbyt LLC

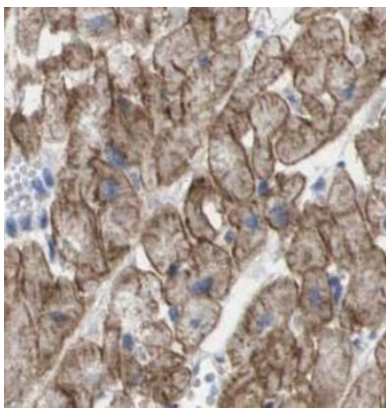
68 TW Alexander Drive
Research Triangle Park
Durham
NC 27713-2847
United States

Email: info@biorbyt.com, support@biorbyt.com

Phone: +1 (415) 906-5211 | Fax: +1 (415) 651-8558



HeLa cells were subjected to SDS PAGE followed by western blot with orb394902 (GJA1 antibody) at dilution of 1:1000.



Immunohistochemistry of paraffin-embedded mouse heart using orb394902 (GJA1 antibody) at dilution of 1:100.

Biorbyt Ltd.

7 Signet Court, Swann Road
Cambridge
CB5 8LA
United Kingdom

Email: info@biorbyt.com, support@biorbyt.com

Phone: [+44 \(0\)1223 859353](tel:+44(0)1223859353) | Fax: [+1 \(415\) 651-8558](tel:+1(415)651-8558)

Biorbyt LLC

68 TW Alexander Drive
Research Triangle Park
Durham
NC 27713-2847
United States

Email: info@biorbyt.com, support@biorbyt.com

Phone: [+1 \(415\) 906-5211](tel:+1(415)906-5211) | Fax: [+1 \(415\) 651-8558](tel:+1(415)651-8558)