

Product Datasheet

TNF Antibody (orb388725)

Catalog Number	orb388725
Category	Antibodies
Description	Mouse monoclonal antibody to TNF
Target	TNF
Clonality	Monoclonal
Species/Host	Mouse
Isotype	IgM
Conjugation	Unconjugated
Reactivity	Human, Rat
Form/Appearance	200ug/ml of Ab Purified from Bioreactor Concentrate. Prepared in 10mM PBS with 0.05% rAlbumin & 0.05% azide. Also available WITHOUT rAlbumin & azide at 1.0mg/ml.
Purification	Protein L
Immunogen	Recombinant full-length human TNF-alpha protein
UniProt ID	P01375
MW	17kDa
Tested applications	FC, IF, IHC
Dilution range	FACS: 0.5-1 µg/million cells, IF/ICC: 1-2 µg/ml, IHC-P: 2-4 µg/ml
Application notes	TNF-alpha (Tumor Necrosis Factor alpha)

Biorbyt Ltd.

7 Signet Court, Swann Road
Cambridge
CB5 8LA
United Kingdom

Email: info@biorbyt.com, support@biorbyt.com

Phone: [+44 \(0\)1223 859353](tel:+44(0)1223859353) | Fax: [+1 \(415\) 651-8558](tel:+1(415)6518558)

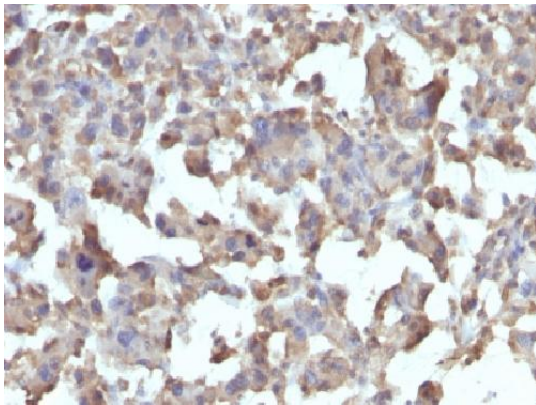
Biorbyt LLC

68 TW Alexander Drive
Research Triangle Park
Durham
NC 27713
United States

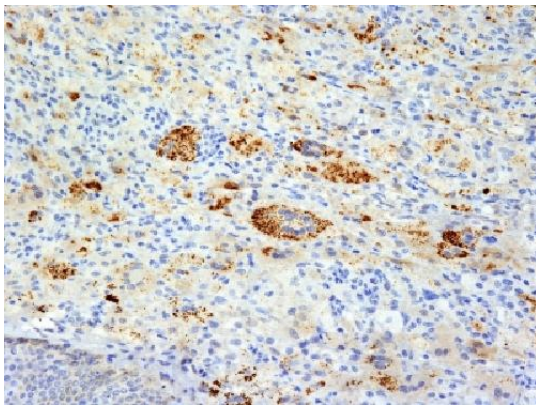
Email: info@biorbyt.com, support@biorbyt.com

Phone: [+1 \(415\) 906-5211](tel:+1(415)9065211) | Fax: [+1 \(415\) 651-8558](tel:+1(415)6518558)

Clone Number	TNFA/1172
Expression System	Bioreactor
Storage	Maintain refrigerated at 2-8°C for up to 2 weeks. For long term storage store at -20°C in small aliquots to prevent freeze-thaw cycles.
Note	For research use only
Expiration Date	12 months from date of receipt.



Immunohistochemical staining of human Histiocytoma tissue using TNF antibody



Immunohistochemical staining of human Erdheim Chester Disease tissue using TNF antibody

Biorbyt Ltd.

7 Signet Court, Swann Road
Cambridge
CB5 8LA
United Kingdom

Email: info@biorbyt.com, support@biorbyt.com

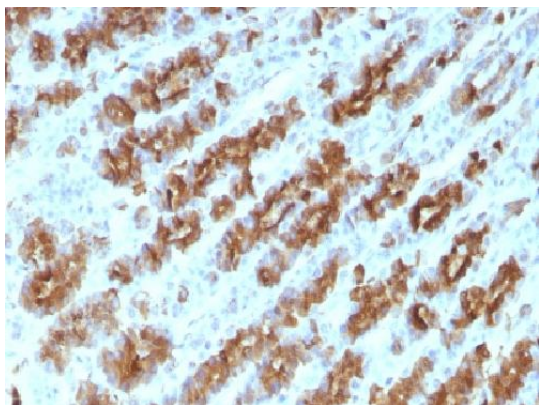
Phone: [+44 \(0\)1223 859353](tel:+44(0)1223859353) | Fax: [+1 \(415\) 651-8558](tel:+1(415)651-8558)

Biorbyt LLC

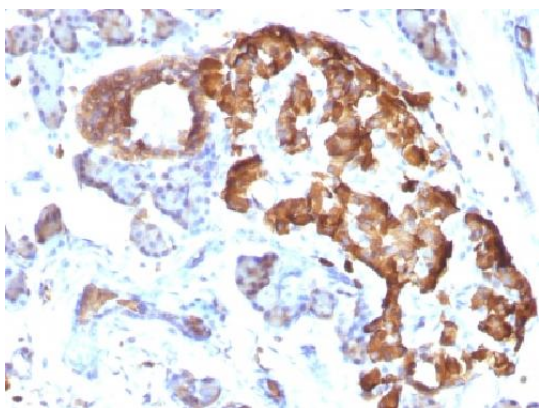
68 TW Alexander Drive
Research Triangle Park
Durham
NC 27713
United States

Email: info@biorbyt.com, support@biorbyt.com

Phone: [+1 \(415\) 906-5211](tel:+1(415)906-5211) | Fax: [+1 \(415\) 651-8558](tel:+1(415)651-8558)



Immunohistochemical staining of rat Stomach tissue using TNF antibody



Immunohistochemical staining of rat Pancreas tissue using TNF antibody

Biorbyt Ltd.

7 Signet Court, Swann Road
Cambridge
CB5 8LA
United Kingdom

Email: info@biorbyt.com, support@biorbyt.com
Phone: [+44 \(0\)1223 859353](tel:+44(0)1223859353) | Fax: [+1 \(415\) 651-8558](tel:+1(415)651-8558)

Biorbyt LLC

68 TW Alexander Drive
Research Triangle Park
Durham
NC 27713
United States

Email: info@biorbyt.com, support@biorbyt.com
Phone: [+1 \(415\) 906-5211](tel:+1(415)906-5211) | Fax: [+1 \(415\) 651-8558](tel:+1(415)651-8558)