

Product Datasheet

CHGA Antibody (orb387969)

| | |
|----------------------------|--|
| Catalog Number | orb387969 |
| Category | Antibodies |
| Description | Mouse monoclonal antibody to CHGA |
| Target | CHGA |
| Clonality | Monoclonal |
| Species/Host | Mouse |
| Isotype | IgG2b |
| Conjugation | Unconjugated |
| Reactivity | Human, Monkey, Mouse, Porcine, Rat |
| Form/Appearance | 200ug/ml of Ab Purified from Bioreactor Concentrate by Protein A/G. Prepared in 10mM PBS with 0.05% rAlbumin & 0.05% azide. Also available WITHOUT rAlbumin & azide at 1.0mg/ml. |
| Purification | Protein A |
| Immunogen | Recombinant human chromogranin A protein |
| UniProt ID | P10645 |
| MW | 68-75kDa |
| Tested applications | IHC |
| Dilution range | FACS: 0.5-1 µg/million cells, IF/ICC: 0.5-1 µg/ml, IHC-P: 0.25-0.5 µg/ml |
| Application notes | Chromogranin A / CHGA (Neuroendocrine Marker) |

Biorbyt Ltd.

7 Signet Court, Swann Road
Cambridge
CB5 8LA
United Kingdom

Email: info@biorbyt.com, support@biorbyt.com

Phone: [+44 \(0\)1223 859353](tel:+44(0)1223859353) | Fax: [+1 \(415\) 651-8558](tel:+1(415)6518558)

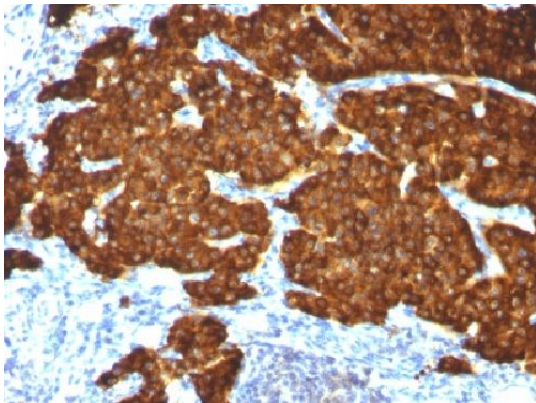
Biorbyt LLC

68 TW Alexander Drive
Research Triangle Park
Durham
NC 27713
United States

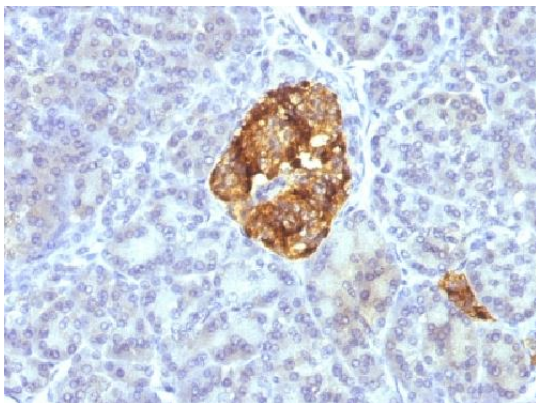
Email: info@biorbyt.com, support@biorbyt.com

Phone: [+1 \(415\) 906-5211](tel:+1(415)9065211) | Fax: [+1 \(415\) 651-8558](tel:+1(415)6518558)

| | |
|--------------------------|---|
| Specificity | GE-25 is found in the brain. |
| Clone Number | CGA/413 + CHGA/777 + CHGA/798 |
| Expression System | Bioreactor |
| Storage | Maintain refrigerated at 2-8°C for up to 2 weeks. For long term storage store at -20°C in small aliquots to prevent freeze-thaw cycles. |
| Note | For research use only |
| Expiration Date | 12 months from date of receipt. |



Immunohistochemical staining of Pheochromocytoma tissue using CHGA antibody



Immunohistochemical staining of Pancreas tissue using CHGA antibody

Biorbyt Ltd.

7 Signet Court, Swann Road
Cambridge
CB5 8LA
United Kingdom

Email: info@biorbyt.com, support@biorbyt.com

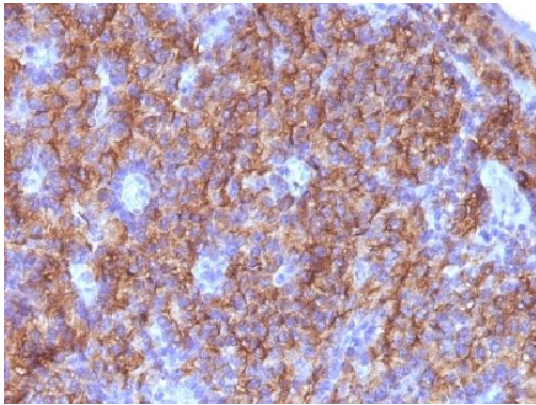
Phone: [+44 \(0\)1223 859353](tel:+44(0)1223859353) | Fax: [+1 \(415\) 651-8558](tel:+1(415)651-8558)

Biorbyt LLC

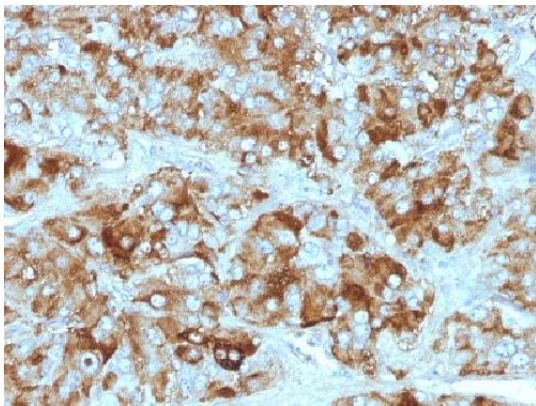
68 TW Alexander Drive
Research Triangle Park
Durham
NC 27713
United States

Email: info@biorbyt.com, support@biorbyt.com

Phone: [+1 \(415\) 906-5211](tel:+1(415)906-5211) | Fax: [+1 \(415\) 651-8558](tel:+1(415)651-8558)



Immunohistochemical staining of Parathyroid tissue using CHGA antibody



Immunohistochemical staining of Adrenal Gland tissue using CHGA antibody

Biorbyt Ltd.

7 Signet Court, Swann Road
Cambridge
CB5 8LA
United Kingdom

Email: info@biorbyt.com, support@biorbyt.com

Phone: [+44 \(0\)1223 859353](tel:+44(0)1223859353) | Fax: [+1 \(415\) 651-8558](tel:+1(415)651-8558)

Biorbyt LLC

68 TW Alexander Drive
Research Triangle Park
Durham
NC 27713
United States

Email: info@biorbyt.com, support@biorbyt.com

Phone: [+1 \(415\) 906-5211](tel:+1(415)906-5211) | Fax: [+1 \(415\) 651-8558](tel:+1(415)651-8558)