

## Product Datasheet

### CD57 Rabbit Polyclonal Antibody (orb385450)

<b>Catalog Number</b>	orb385450
<b>Category</b>	Antibodies
<b>Description</b>	CD57 Rabbit Polyclonal Antibody is an unconjugated antibody that specifically recognizes CD57. This antibody has specificity with CD57, Generated against a KLH conjugated synthetic peptide derived from human CD57. The peptide is available as orb13099. It is supplied in liquid form and exhibits reactivity with Guinea pig, Human, Mouse and Rat samples. The suitable applications for this antibody are ICC, IF, IHC-P and WB.
<b>Target</b>	CD57. This antibody has specificity with CD57.
<b>Clonality</b>	Polyclonal
<b>Species/Host</b>	Rabbit
<b>Isotype</b>	IgG
<b>Conjugation</b>	Unconjugated
<b>Reactivity</b>	Guinea pig, Human, Mouse, Rat
<b>Form/Appearance</b>	10 mM PBS, 0.02% sodium azide
<b>Concentration</b>	- 100 µg (in 200 µl): 0.5 mg/ml- 200 µg (in 400 µl): 0.5 mg/ml
<b>Purity</b>	Polyclonal antibodies are purified by peptide affinity chromatography
<b>Immunogen</b>	KLH conjugated synthetic peptide derived from human CD57. Please contact us for the exact immunogen sequence. The peptide is available as orb13099.
<b>UniProt ID</b>	<b>Q9CW73, Q9P2W7, O35789</b>
<b>MW</b>	38 kDa

**Biorbyt Ltd.**

7 Signet Court, Swann Road  
Cambridge  
CB5 8LA  
United Kingdom

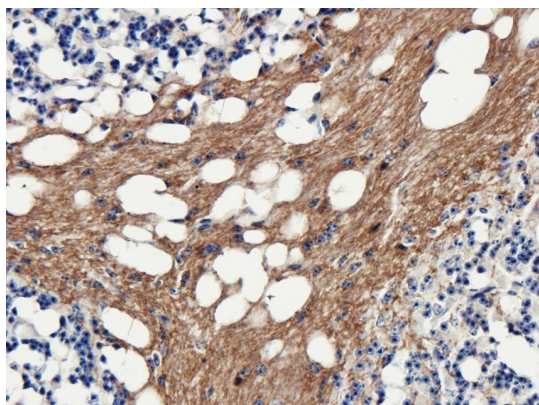
Email: [info@biorbyt.com](mailto:info@biorbyt.com), [support@biorbyt.com](mailto:support@biorbyt.com)  
Phone: [+44 \(0\)1223 859353](tel:+44(0)1223859353) | Fax: [+1 \(415\) 651-8558](tel:+1(415)651-8558)

**Biorbyt LLC**

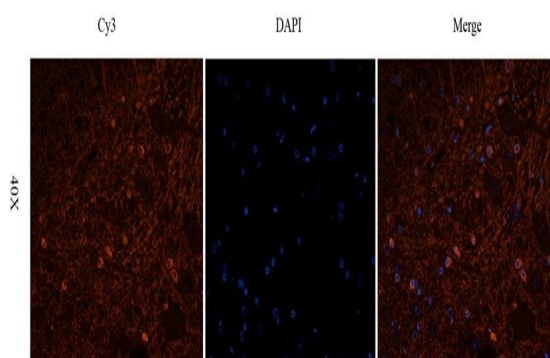
68 TW Alexander Drive  
Research Triangle Park  
Durham  
NC 27713-2847  
United States

Email: [info@biorbyt.com](mailto:info@biorbyt.com), [support@biorbyt.com](mailto:support@biorbyt.com)  
Phone: [+1 \(415\) 906-5211](tel:+1(415)906-5211) | Fax: [+1 \(415\) 651-8558](tel:+1(415)651-8558)

<b>Tested applications</b>	ICC, IF, IHC-P, WB
<b>Dilution range</b>	IHC-P: 1:100-500, IF/ICC: 1:100-500, WB: 1:200-1000
<b>Storage</b>	Maintain refrigerated at 2-8°C for up to 2 weeks. For long term storage store at -20°C in small aliquots to prevent freeze-thaw cycles.
<b>Note</b>	For research use only
<b>Entrez</b>	<b>27087</b>
<b>Expiration Date</b>	12 months from date of receipt.



IHC-P image of guinea pig cerebellum tissue using CD57 antibody (2.5 ug/ml)



IF image of rat spinal cord tissue using anti-CD57 (2.5 ug/ml)

**Biorbyt Ltd.**

7 Signet Court, Swann Road  
Cambridge  
CB5 8LA  
United Kingdom

Email: [info@biorbyt.com](mailto:info@biorbyt.com), [support@biorbyt.com](mailto:support@biorbyt.com)

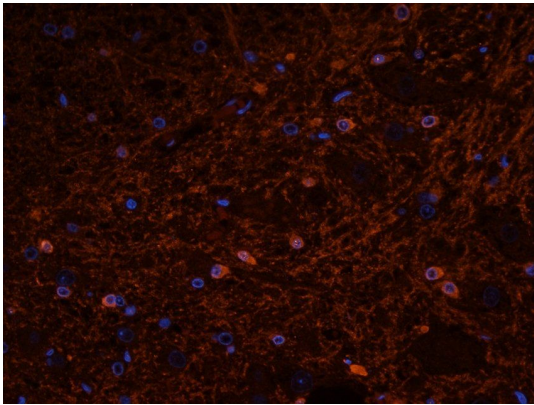
Phone: [+44 \(0\)1223 859353](tel:+44(0)1223859353) | Fax: [+1 \(415\) 651-8558](tel:+1(415)651-8558)

**Biorbyt LLC**

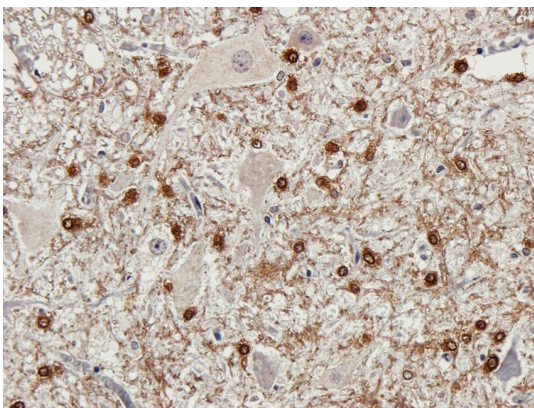
68 TW Alexander Drive  
Research Triangle Park  
Durham  
NC 27713-2847  
United States

Email: [info@biorbyt.com](mailto:info@biorbyt.com), [support@biorbyt.com](mailto:support@biorbyt.com)

Phone: [+1 \(415\) 906-5211](tel:+1(415)906-5211) | Fax: [+1 \(415\) 651-8558](tel:+1(415)651-8558)



Immunofluorescence analysis of rat spinal cord tissue using CD57 antibody (2.5 ug/ml)



Immunohistochemical staining of paraffin embedded rat spinal cord tissue using CD57 antibody (2.5 ug/ml)



WB analysis of mouse brain (lane 1), mouse spinal cord (lane 2), rat cerebel (lane 3), human ovarian cancer (lane 4), u251 cells (lane 5) using anti-CD57 (1 ug/ml)

**Biorbyt Ltd.**

7 Signet Court, Swann Road  
Cambridge  
CB5 8LA  
United Kingdom

Email: [info@biorbyt.com](mailto:info@biorbyt.com), [support@biorbyt.com](mailto:support@biorbyt.com)

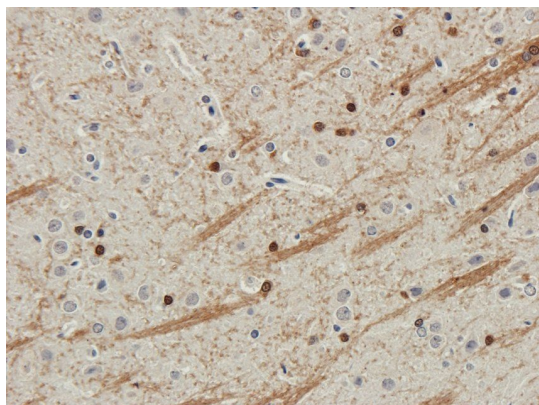
Phone: [+44 \(0\)1223 859353](tel:+44(0)1223859353) | Fax: [+1 \(415\) 651-8558](tel:+1(415)651-8558)

**Biorbyt LLC**

68 TW Alexander Drive  
Research Triangle Park  
Durham  
NC 27713-2847  
United States

Email: [info@biorbyt.com](mailto:info@biorbyt.com), [support@biorbyt.com](mailto:support@biorbyt.com)

Phone: [+1 \(415\) 906-5211](tel:+1(415)906-5211) | Fax: [+1 \(415\) 651-8558](tel:+1(415)651-8558)



Immunohistochemical staining of paraffin embedded rat brain tissue using anti-CD57 (2.5 ug/ml)

**Biorbyt Ltd.**

7 Signet Court, Swann Road  
Cambridge  
CB5 8LA  
United Kingdom

Email: [info@biorbyt.com](mailto:info@biorbyt.com), [support@biorbyt.com](mailto:support@biorbyt.com)  
Phone: [+44 \(0\)1223 859353](tel:+44(0)1223859353) | Fax: [+1 \(415\) 651-8558](tel:+1(415)651-8558)

**Biorbyt LLC**

68 TW Alexander Drive  
Research Triangle Park  
Durham  
NC 27713-2847  
United States

Email: [info@biorbyt.com](mailto:info@biorbyt.com), [support@biorbyt.com](mailto:support@biorbyt.com)  
Phone: [+1 \(415\) 906-5211](tel:+1(415)906-5211) | Fax: [+1 \(415\) 651-8558](tel:+1(415)651-8558)