

## Product Datasheet

### Gad1 Rabbit Polyclonal Antibody (orb382144)

<b>Catalog Number</b>	orb382144
<b>Category</b>	Antibodies
<b>Description</b>	Gad1 Rabbit Polyclonal Antibody
<b>Target</b>	Gad1
<b>Clonality</b>	Polyclonal
<b>Species/Host</b>	Rabbit
<b>Isotype</b>	IgG
<b>Conjugation</b>	Unconjugated
<b>Reactivity</b>	Guinea pig, Human, Mouse, Rat
<b>Form/Appearance</b>	10 mM PBS, 0.02% sodium azide
<b>Concentration</b>	- 100 µg (in 200 µl): 0.5 mg/ml- 200 µg (in 400 µl): 0.5 mg/ml
<b>Purity</b>	Polyclonal antibodies are purified by peptide affinity chromatography
<b>Immunogen</b>	KLH conjugated synthetic peptide derived from human Gad1. Please contact us for the exact immunogen sequence. The peptide is available as orb13021.
<b>MW</b>	67 kDa
<b>Tested applications</b>	ICC, IF, IHC-P, WB
<b>Dilution range</b>	IF/ICC: 1:50-400, IHC-P: 1:50-400, WB: 1:200-1000
<b>Storage</b>	Maintain refrigerated at 2-8°C for up to 2 weeks. For long term storage store at -20°C in small aliquots to prevent freeze-thaw cycles.

**Biorbyt Ltd.**

7 Signet Court, Swann Road  
Cambridge  
CB5 8LA  
United Kingdom

Email: [info@biorbyt.com](mailto:info@biorbyt.com), [support@biorbyt.com](mailto:support@biorbyt.com)  
Phone: [+44 \(0\)1223 859353](tel:+44(0)1223859353) | Fax: [+1 \(415\) 651-8558](tel:+1(415)651-8558)

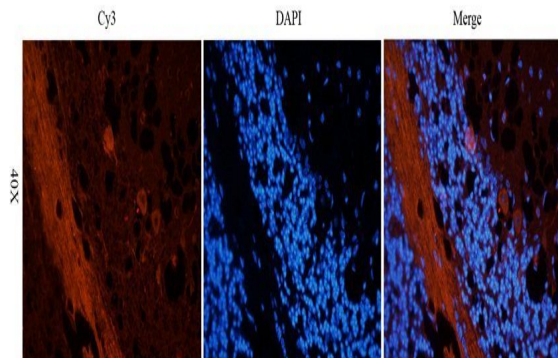
**Biorbyt LLC**

68 TW Alexander Drive  
Research Triangle Park  
Durham  
NC 27713  
United States

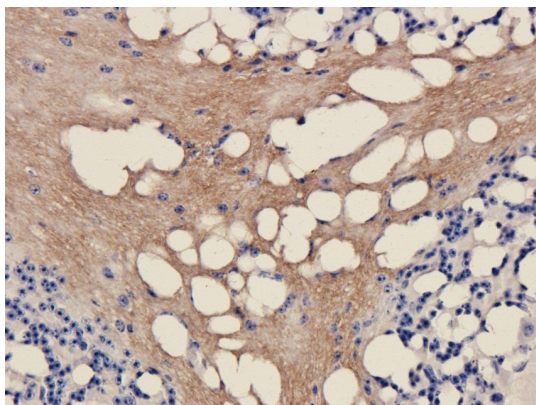
Email: [info@biorbyt.com](mailto:info@biorbyt.com), [support@biorbyt.com](mailto:support@biorbyt.com)  
Phone: [+1 \(415\) 906-5211](tel:+1(415)906-5211) | Fax: [+1 \(415\) 651-8558](tel:+1(415)651-8558)

**Note** For research use only

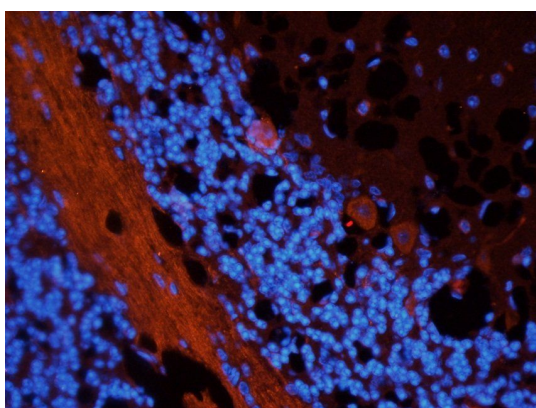
**Expiration Date** 12 months from date of receipt.



Immunofluorescence analysis of guinea pig cerebel tissue using Gad1 antibody (2.5 ug/ml)



IHC-P image of guinea pig cerebel tissue using Gad1 antibody (2.5 ug/ml)



IF image of guinea pig cerebel tissue using anti-Gad1 (2.5 ug/ml)

**Biorbyt Ltd.**

7 Signet Court, Swann Road  
Cambridge  
CB5 8LA  
United Kingdom

Email: [info@biorbyt.com](mailto:info@biorbyt.com), [support@biorbyt.com](mailto:support@biorbyt.com)

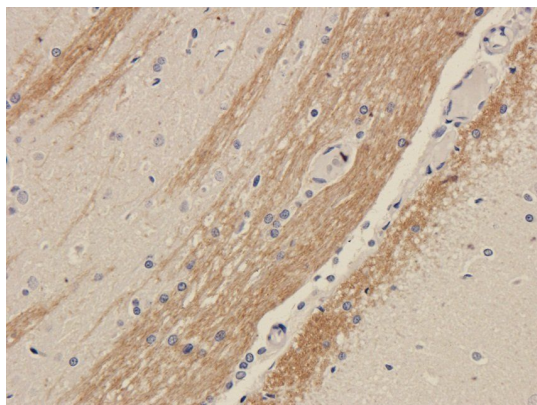
Phone: +44 (0)1223 859353 | Fax: +1 (415) 651-8558

**Biorbyt LLC**

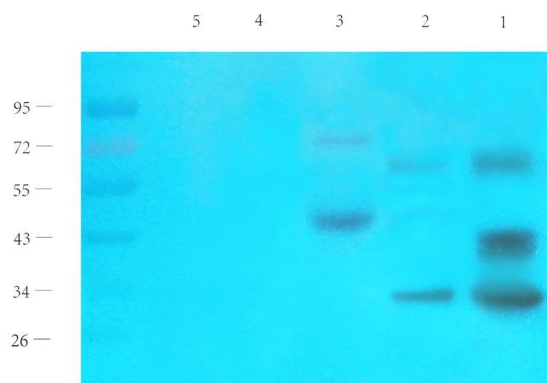
68 TW Alexander Drive  
Research Triangle Park  
Durham  
NC 27713  
United States

Email: [info@biorbyt.com](mailto:info@biorbyt.com), [support@biorbyt.com](mailto:support@biorbyt.com)

Phone: +1 (415) 906-5211 | Fax: +1 (415) 651-8558



Immunohistochemical staining of rat brain tissue using Gad1 antibody (2.5 ug/ml)



Western blot analysis of mouse brain (lane 1), mouse testis (lane 2), rat pancreas (lane 3), rat brain (lane 4), Hela cells (lane 5) using Gad1 antibody (1 ug/ml)

**Biorbyt Ltd.**

7 Signet Court, Swann Road  
Cambridge  
CB5 8LA  
United Kingdom

Email: [info@biorbyt.com](mailto:info@biorbyt.com), [support@biorbyt.com](mailto:support@biorbyt.com)

Phone: [+44 \(0\)1223 859353](tel:+44(0)1223859353) | Fax: [+1 \(415\) 651-8558](tel:+1(415)651-8558)

**Biorbyt LLC**

68 TW Alexander Drive  
Research Triangle Park  
Durham  
NC 27713  
United States

Email: [info@biorbyt.com](mailto:info@biorbyt.com), [support@biorbyt.com](mailto:support@biorbyt.com)

Phone: [+1 \(415\) 906-5211](tel:+1(415)906-5211) | Fax: [+1 \(415\) 651-8558](tel:+1(415)651-8558)