

Product Datasheet

Recombinant Calponin Antibody / Rabbit Monoclonal (orb376631)

Catalog Number	orb376631
Category	Antibodies
Description	Calponin is a calmodulin, F-actin and tropomyosin binding protein which is thought to be involved in the regulation of smooth muscle contraction.
Clonality	Recombinant
Species/Host	Rabbit
Isotype	Rabbit IgG, kappa
Conjugation	Unconjugated
Reactivity	Human
Buffer/Preservatives	0.2 mg/ml in 1X PBS with 0.1 mg/ml rAlbumin and 0.05% sodium azide
Purification	Protein A affinity chromatography
Immunogen	Recombinant human protein was used as the immunogen for the recombinant Calponin antibody.
UniProt ID	P51911
Tested applications	FACS, IHC-P
Dilution range	Flow cytometry: 1-2ug/10 ⁶ cells, Immunohistochemistry (FFPE): 1-2ug/ml for 30 min at RT, Prediluted IHC only format: incubate for 30 min at RT (1)

Biorbyt Ltd.

7 Signet Court, Swann Road
Cambridge
CB5 8LA
United Kingdom

Email: info@biorbyt.com, support@biorbyt.com

Phone: [+44 \(0\)1223 859353](tel:+44(0)1223859353) | Fax: [+1 \(415\) 651-8558](tel:+1(415)651-8558)

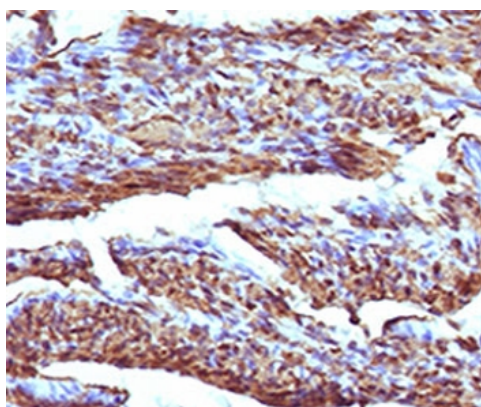
Biorbyt LLC

68 TW Alexander Drive
Research Triangle Park
Durham
NC 27713
United States

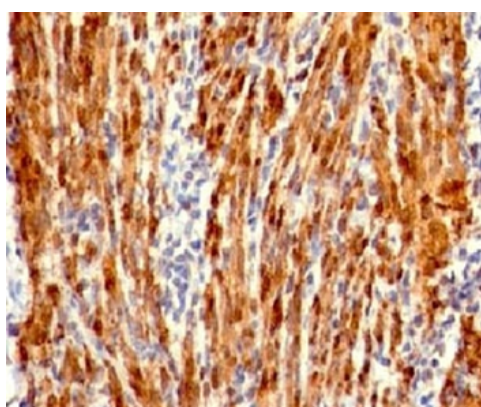
Email: info@biorbyt.com, support@biorbyt.com

Phone: [+1 \(415\) 906-5211](tel:+1(415)906-5211) | Fax: [+1 \(415\) 651-8558](tel:+1(415)651-8558)

Application notes	Optimal dilution of the recombinant Calponin antibody should be determined by the researcher.1. The prediluted format is supplied in a dropper bottle and is optimized for use in IHC. After epitope retrieval step (if required), drip mAb solution onto the tissue section and incubate at RT for 30 min.
Antibody Type	Primary Antibody
Clone Number	RMCN1-1
Storage	Maintain refrigerated at 2-8°C for up to 2 weeks. For long term storage store at -20°C in small aliquots to prevent freeze-thaw cycles.
Note	For research use only
Expiration Date	12 months from date of receipt.



IHC testing of formalin-fixed, paraffin-embedded human uterus stained with recombinant Calponin antibody (clone RMCN1-1).
HIER: steam sections in 10 mM Tris with 1 mM EDTA, pH9.0, for 10-20 min.



IHC testing of formalin-fixed, paraffin-embedded human uterus stained with recombinant Calponin antibody (clone RMCN1-1).
HIER: steam sections in 10 mM Tris with 1 mM EDTA, pH9.0, for 10-20 min.

Biorbyt Ltd.

7 Signet Court, Swann Road
Cambridge
CB5 8LA
United Kingdom

Email: info@biorbyt.com, support@biorbyt.com

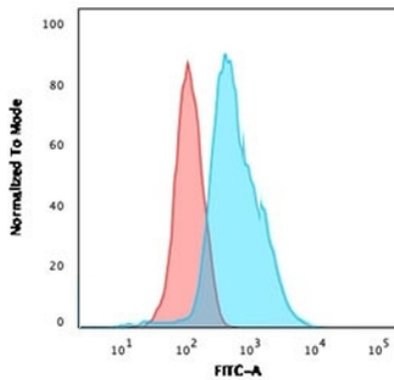
Phone: +44 (0)1223 859353 | Fax: +1 (415) 651-8558

Biorbyt LLC

68 TW Alexander Drive
Research Triangle Park
Durham
NC 27713
United States

Email: info@biorbyt.com, support@biorbyt.com

Phone: +1 (415) 906-5211 | Fax: +1 (415) 651-8558



Flow cytometry testing of PFA-fixed human K562 cells with recombinant Calponin antibody (clone RMCN1-1); Red = isotype control, Blue = recombinant Calponin antibody.

Biorbyt Ltd.

7 Signet Court, Swann Road
Cambridge
CB5 8LA
United Kingdom

Email: info@biorbyt.com, support@biorbyt.com

Phone: [+44 \(0\)1223 859353](tel:+44(0)1223859353) | Fax: [+1 \(415\) 651-8558](tel:+1(415)651-8558)

Biorbyt LLC

68 TW Alexander Drive
Research Triangle Park
Durham
NC 27713
United States

Email: info@biorbyt.com, support@biorbyt.com

Phone: [+1 \(415\) 906-5211](tel:+1(415)906-5211) | Fax: [+1 \(415\) 651-8558](tel:+1(415)651-8558)