

Product Datasheet

TNF alpha antibody (orb371962)

| | |
|----------------------------|---|
| Catalog Number | orb371962 |
| Category | Antibodies |
| Description | TNF alpha antibody |
| Target | TNF alpha |
| Clonality | Polyclonal |
| Species/Host | Rabbit |
| Isotype | IgG |
| Conjugation | Unconjugated |
| Reactivity | Human, Mouse, Rat |
| Form/Appearance | 10 mM PBS, 0.02% sodium azide |
| Concentration | - 100 µg (in 200 µl): 0.5 mg/ml- 200 µg (in 400 µl): 0.5 mg/ml |
| Purity | Polyclonal antibodies are purified by peptide affinity chromatography |
| Immunogen | KLH conjugated synthetic peptide derived from human TNF alpha. Please contact us for the exact immunogen sequence. The peptide is available as orb374984. |
| UniProt ID | P06804, P16599, P01375 |
| MW | 27 kDa |
| Tested applications | ICC, IF, IHC-P |
| Dilution range | IF/ICC: 1:100-800, WB: 1:100-2000, IHC-P: 1:100-800 (based on 0.5 mg/ml) |

Biorbyt Ltd.

7 Signet Court, Swann Road
Cambridge
CB5 8LA
United Kingdom

Email: info@biorbyt.com, support@biorbyt.com

Phone: [+44 \(0\)1223 859353](tel:+44(0)1223859353) | Fax: [+1 \(415\) 651-8558](tel:+1(415)651-8558)

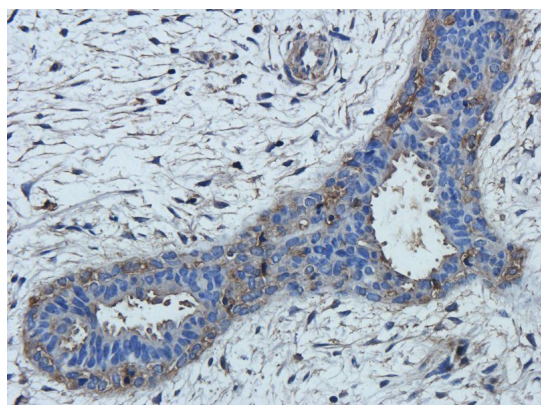
Biorbyt LLC

68 TW Alexander Drive
Research Triangle Park
Durham
NC 27713
United States

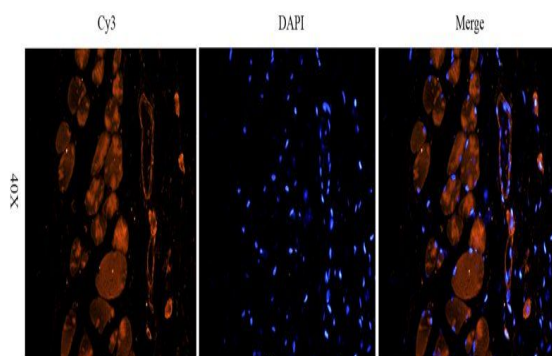
Email: info@biorbyt.com, support@biorbyt.com

Phone: [+1 \(415\) 906-5211](tel:+1(415)906-5211) | Fax: [+1 \(415\) 651-8558](tel:+1(415)651-8558)

| | |
|------------------------|---|
| Storage | Maintain refrigerated at 2-8°C for up to 2 weeks. For long term storage store at -20°C in small aliquots to prevent freeze-thaw cycles. |
| Note | For research use only |
| Entrez | 7124 |
| NCBI | 000585, 000594 |
| Expiration Date | 12 months from date of receipt. |



IHC-P image of human breast tumour using TNF alpha antibody (2.5 ug/ml)



Immunofluorescence analysis of rat skin tissue using TNF alpha antibody (2.5 ug/ml)

Biorbyt Ltd.

7 Signet Court, Swann Road
Cambridge
CB5 8LA
United Kingdom

Email: info@biorbyt.com, support@biorbyt.com

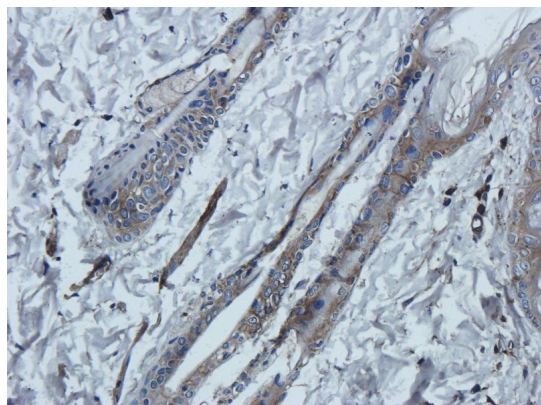
Phone: +44 (0)1223 859353 | Fax: +1 (415) 651-8558

Biorbyt LLC

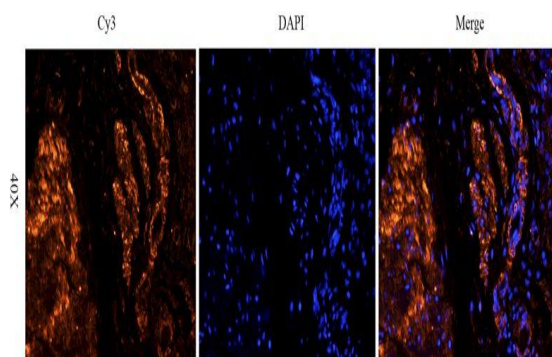
68 TW Alexander Drive
Research Triangle Park
Durham
NC 27713
United States

Email: info@biorbyt.com, support@biorbyt.com

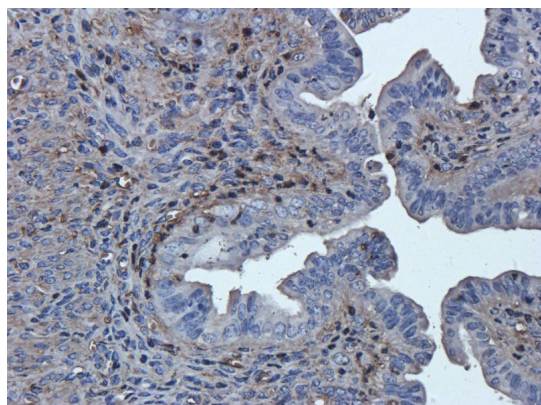
Phone: +1 (415) 906-5211 | Fax: +1 (415) 651-8558



Immunohistochemical staining of rat skin tissue using TNF alpha antibody (2.5 ug/ml)



IF analysis of mouse uterus tissue using anti-TNF alpha (2.5 ug/ml)



Immunohistochemical staining of mouse uterus tissue using TNF alpha antibody (2.5 ug/ml)

Biorbyt Ltd.

7 Signet Court, Swann Road
Cambridge
CB5 8LA
United Kingdom

Email: info@biorbyt.com, support@biorbyt.com

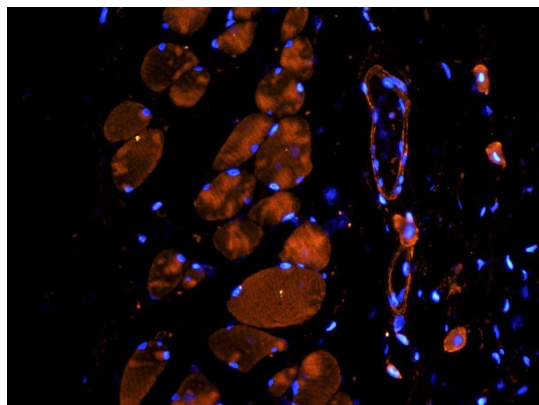
Phone: [+44 \(0\)1223 859353](tel:+44(0)1223859353) | Fax: [+1 \(415\) 651-8558](tel:+1(415)651-8558)

Biorbyt LLC

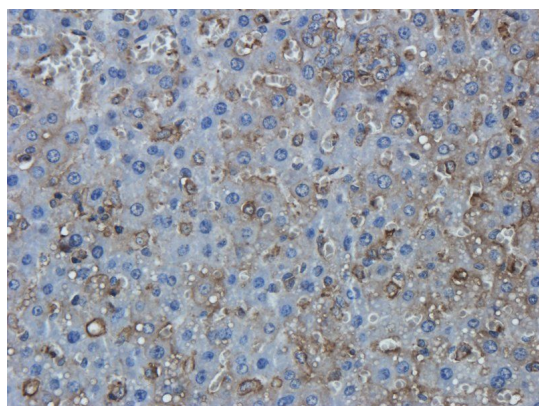
68 TW Alexander Drive
Research Triangle Park
Durham
NC 27713
United States

Email: info@biorbyt.com, support@biorbyt.com

Phone: [+1 \(415\) 906-5211](tel:+1(415)906-5211) | Fax: [+1 \(415\) 651-8558](tel:+1(415)651-8558)



Immunofluorescence analysis of rat skin tissue using TNF alpha antibody (2.5 ug/ml)



Immunohistochemical staining of paraffin embedded rat liver tissue using anti-TNF alpha (2.5 ug/ml)

Biorbyt Ltd.

7 Signet Court, Swann Road
Cambridge
CB5 8LA
United Kingdom

Email: info@biorbyt.com, support@biorbyt.com
Phone: [+44 \(0\)1223 859353](tel:+44(0)1223859353) | Fax: [+1 \(415\) 651-8558](tel:+1(415)651-8558)

Biorbyt LLC

68 TW Alexander Drive
Research Triangle Park
Durham
NC 27713
United States

Email: info@biorbyt.com, support@biorbyt.com
Phone: [+1 \(415\) 906-5211](tel:+1(415)906-5211) | Fax: [+1 \(415\) 651-8558](tel:+1(415)651-8558)