

Product Datasheet

Mucin 5AC Rabbit Polyclonal Antibody (orb340702)

Catalog Number	orb340702
Category	Antibodies
Description	Mucin 5AC Rabbit Polyclonal Antibody
Target	Mucin 5AC. Mucin 5AC antibody detects endogenous levels of total Mucin 5AC
Clonality	Polyclonal
Species/Host	Rabbit
Isotype	IgG
Conjugation	Unconjugated
Reactivity	Human, Mouse, Rat
Form/Appearance	10 mM PBS, 0.02% sodium azide
Concentration	- 100 µg (in 200 µl): 0.5 mg/ml- 200 µg (in 400 µl): 0.5 mg/ml
Purity	Polyclonal antibodies are purified by peptide affinity chromatography
Immunogen	KLH conjugated synthetic peptide derived from human Mucin 5AC. Please contact us for the exact immunogen sequence. The peptide is available as orb374964.
UniProt ID	P98088
MW	585 kDa
Tested applications	IHC-P
Dilution range	IHC-P: 1:100-1000

Biorbyt Ltd.

7 Signet Court, Swann Road
Cambridge
CB5 8LA
United Kingdom

Email: info@biorbyt.com, support@biorbyt.com

Phone: [+44 \(0\)1223 859353](tel:+44(0)1223859353) | Fax: [+1 \(415\) 651-8558](tel:+1(415)651-8558)

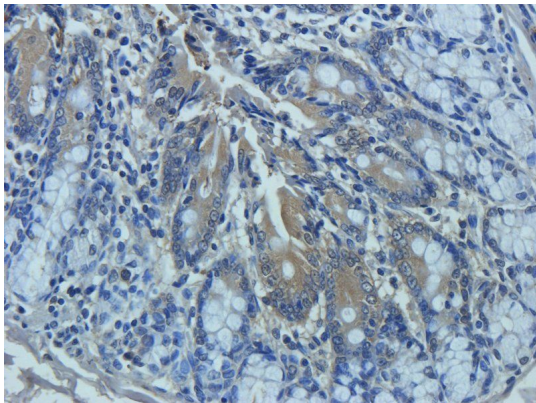
Biorbyt LLC

68 TW Alexander Drive
Research Triangle Park
Durham
NC 27713
United States

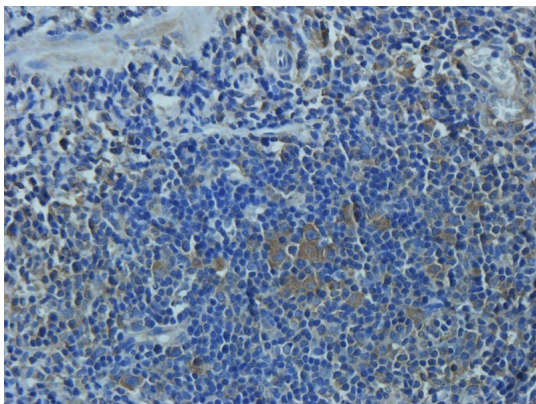
Email: info@biorbyt.com, support@biorbyt.com

Phone: [+1 \(415\) 906-5211](tel:+1(415)906-5211) | Fax: [+1 \(415\) 651-8558](tel:+1(415)651-8558)

Storage	Maintain refrigerated at 2-8°C for up to 2 weeks. For long term storage store at -20°C in small aliquots to prevent freeze-thaw cycles.
Note	For research use only
Entrez	4586
Expiration Date	12 months from date of receipt.



Immunohistochemical staining of rat colon tissue using Mucin 5AC antibody (2.5 ug/ml)



Immunohistochemical staining of rat lung tissue using anti-Mucin 5AC (2.5 ug/ml)

Biorbyt Ltd.

7 Signet Court, Swann Road
Cambridge
CB5 8LA
United Kingdom

Email: info@biorbyt.com, support@biorbyt.com

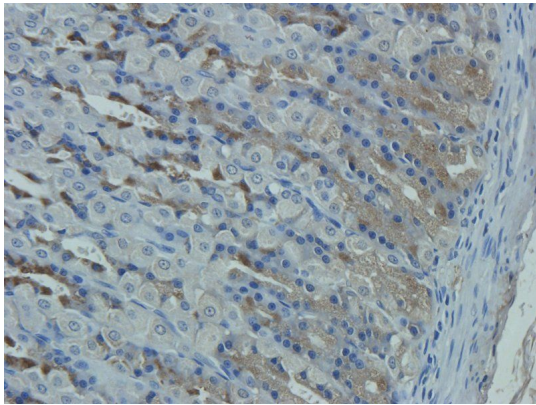
Phone: [+44 \(0\)1223 859353](tel:+44(0)1223859353) | Fax: [+1 \(415\) 651-8558](tel:+1(415)651-8558)

Biorbyt LLC

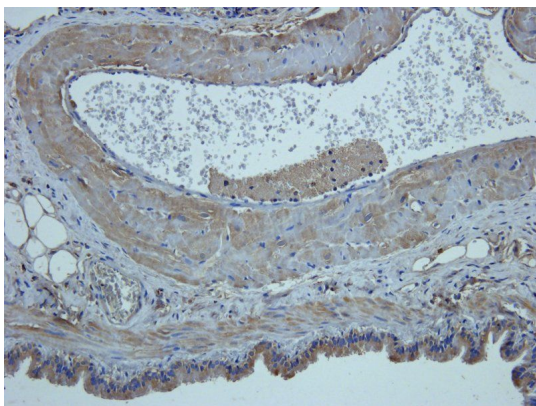
68 TW Alexander Drive
Research Triangle Park
Durham
NC 27713
United States

Email: info@biorbyt.com, support@biorbyt.com

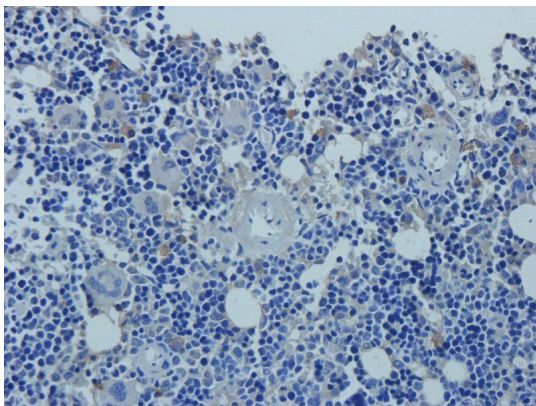
Phone: [+1 \(415\) 906-5211](tel:+1(415)906-5211) | Fax: [+1 \(415\) 651-8558](tel:+1(415)651-8558)



IHC-P image of rat stomach tissue using anti-Mucin 5AC (2.5 ug/ml)



Immunohistochemical staining of paraffin embedded rat lung tissue using anti-Mucin 5AC (2.5 ug/ml)



IHC-P staining of rat bone marrow tissue using Mucin 5AC antibody (2.5 ug/ml)

Biorbyt Ltd.

7 Signet Court, Swann Road
Cambridge
CB5 8LA
United Kingdom

Email: info@biorbyt.com, support@biorbyt.com

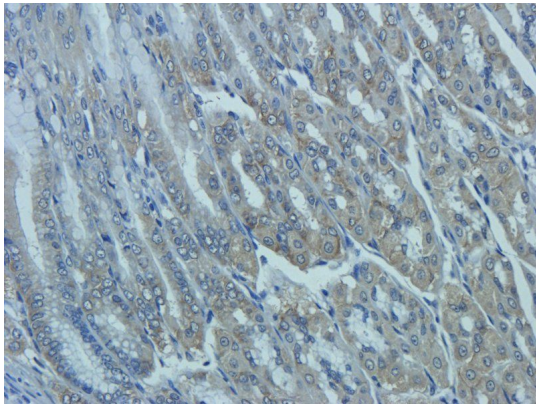
Phone: [+44 \(0\)1223 859353](tel:+44(0)1223859353) | Fax: [+1 \(415\) 651-8558](tel:+1(415)651-8558)

Biorbyt LLC

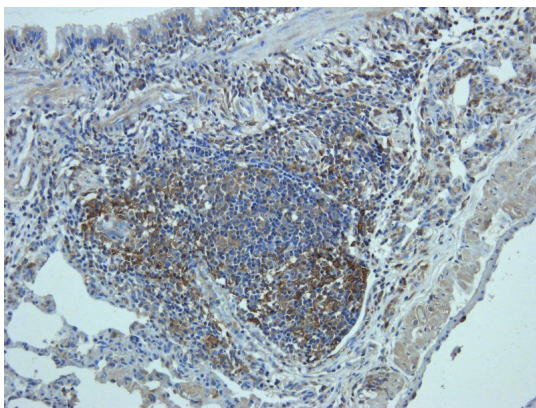
68 TW Alexander Drive
Research Triangle Park
Durham
NC 27713
United States

Email: info@biorbyt.com, support@biorbyt.com

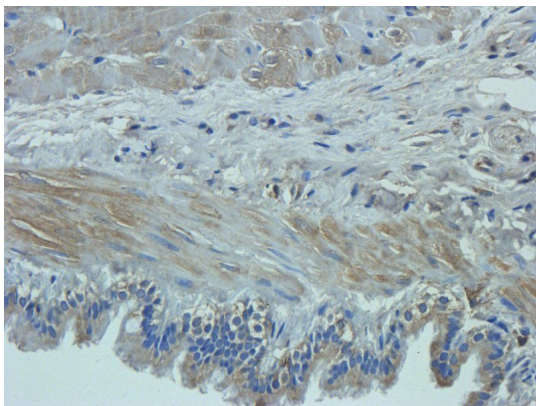
Phone: [+1 \(415\) 906-5211](tel:+1(415)906-5211) | Fax: [+1 \(415\) 651-8558](tel:+1(415)651-8558)



IHC-P image of rat stomach tissue using anti-Mucin 5AC (2.5 ug/ml)



IHC-P staining of rat lung tissue using anti-Mucin 5AC (2.5 ug/ml)



Immunohistochemical staining of mouse lung tissue using anti-Mucin 5AC (2.5 ug/ml)

Biorbyt Ltd.

7 Signet Court, Swann Road
Cambridge
CB5 8LA
United Kingdom

Email: info@biorbyt.com, support@biorbyt.com

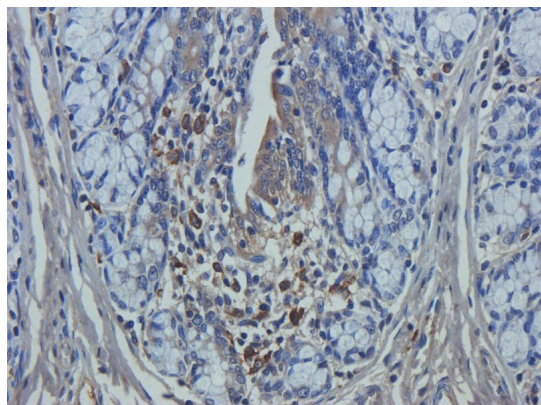
Phone: [+44 \(0\)1223 859353](tel:+44(0)1223859353) | Fax: [+1 \(415\) 651-8558](tel:+1(415)651-8558)

Biorbyt LLC

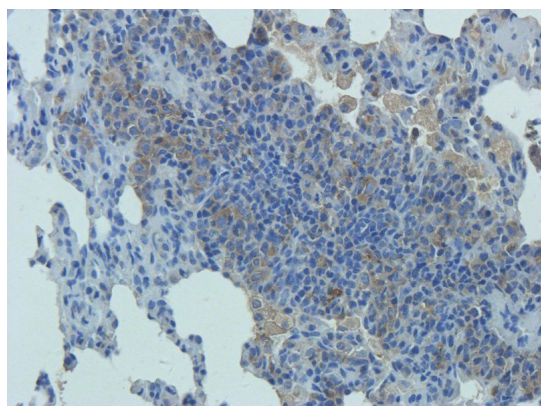
68 TW Alexander Drive
Research Triangle Park
Durham
NC 27713
United States

Email: info@biorbyt.com, support@biorbyt.com

Phone: [+1 \(415\) 906-5211](tel:+1(415)906-5211) | Fax: [+1 \(415\) 651-8558](tel:+1(415)651-8558)



Immunohistochemical staining of rat large intestines tissue using Mucin 5AC antibody (2.5 ug/ml)



Immunohistochemical staining of paraffin embedded rat lung tissue using Mucin 5AC antibody (2.5 ug/ml)

Biorbyt Ltd.

7 Signet Court, Swann Road
Cambridge
CB5 8LA
United Kingdom

Email: info@biorbyt.com, support@biorbyt.com

Phone: [+44 \(0\)1223 859353](tel:+44(0)1223859353) | Fax: [+1 \(415\) 651-8558](tel:+1(415)651-8558)

Biorbyt LLC

68 TW Alexander Drive
Research Triangle Park
Durham
NC 27713
United States

Email: info@biorbyt.com, support@biorbyt.com

Phone: [+1 \(415\) 906-5211](tel:+1(415)906-5211) | Fax: [+1 \(415\) 651-8558](tel:+1(415)651-8558)