

## Product Datasheet

### NOS1 Antibody (orb333979)

<b>Catalog Number</b>	orb333979
<b>Category</b>	Antibodies
<b>Description</b>	Mouse monoclonal antibody to NOS1
<b>Target</b>	FDA approved drug target related
<b>Clonality</b>	Monoclonal
<b>Species/Host</b>	Mouse
<b>Isotype</b>	Mouse IgG1
<b>Conjugation</b>	Unconjugated
<b>Reactivity</b>	Human
<b>Concentration</b>	Approximately 1mg/ml (varies from batch to batch). Please inquire for precise concentration.
<b>Buffer/Preservatives</b>	Purified antibody in PBS with 0.05% sodium azide
<b>Immunogen</b>	Purified recombinant fragment of human NOS1 (AA: 17-153) expressed in E. Coli.
<b>UniProt ID</b>	<b>P29475</b>
<b>MW</b>	161kDa
<b>Tested applications</b>	FC, ICC
<b>Dilution range</b>	IF/ICC: 1/200 - 1/1000; FCM: 1/200 - 1/400; ELISA: 1/10000
<b>Antibody Type</b>	Primary Antibody

#### Biorbyt Ltd.

7 Signet Court, Swann Road  
Cambridge  
CB5 8LA  
United Kingdom

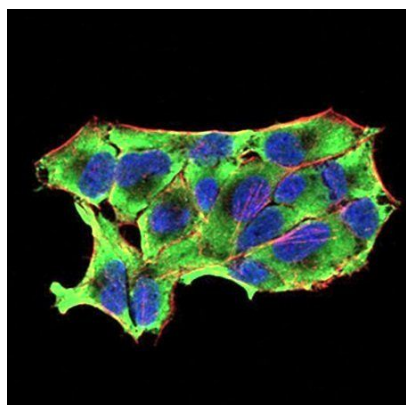
Email: [info@biorbyt.com](mailto:info@biorbyt.com), [support@biorbyt.com](mailto:support@biorbyt.com)  
Phone: [+44 \(0\)1223 859353](tel:+44(0)1223859353) | Fax: [+1 \(415\) 651-8558](tel:+1(415)651-8558)

#### Biorbyt LLC

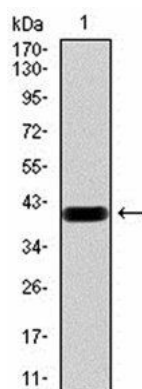
68 TW Alexander Drive  
Research Triangle Park  
Durham  
NC 27713  
United States

Email: [info@biorbyt.com](mailto:info@biorbyt.com), [support@biorbyt.com](mailto:support@biorbyt.com)  
Phone: [+1 \(415\) 906-5211](tel:+1(415)906-5211) | Fax: [+1 \(415\) 651-8558](tel:+1(415)651-8558)

<b>Clone Number</b>	2E11G6
<b>Storage</b>	Maintain refrigerated at 2-8°C for up to 2 weeks. For long term storage store at -20°C in small aliquots to prevent freeze-thaw cycles.
<b>Note</b>	For research use only
<b>Entrez</b>	<b>4842</b>
<b>Expiration Date</b>	12 months from date of receipt.



Immunofluorescence analysis of HeLa cells using NOS1 antibody



Western blot analysis of human recombinant protein using NOS1 antibody

**Biorbyt Ltd.**

7 Signet Court, Swann Road  
Cambridge  
CB5 8LA  
United Kingdom

Email: [info@biorbyt.com](mailto:info@biorbyt.com), [support@biorbyt.com](mailto:support@biorbyt.com)

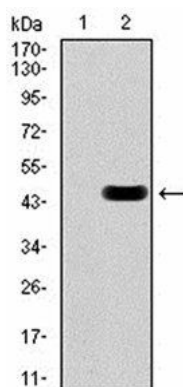
Phone: [+44 \(0\)1223 859353](tel:+44(0)1223859353) | Fax: [+1 \(415\) 651-8558](tel:+1(415)651-8558)

**Biorbyt LLC**

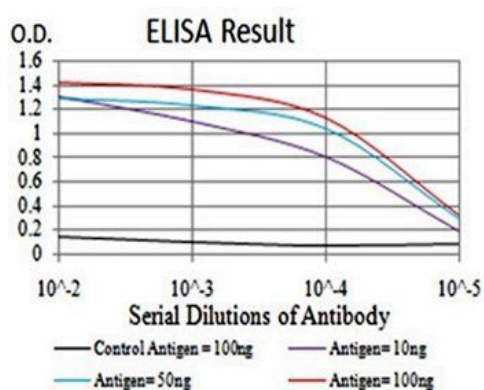
68 TW Alexander Drive  
Research Triangle Park  
Durham  
NC 27713  
United States

Email: [info@biorbyt.com](mailto:info@biorbyt.com), [support@biorbyt.com](mailto:support@biorbyt.com)

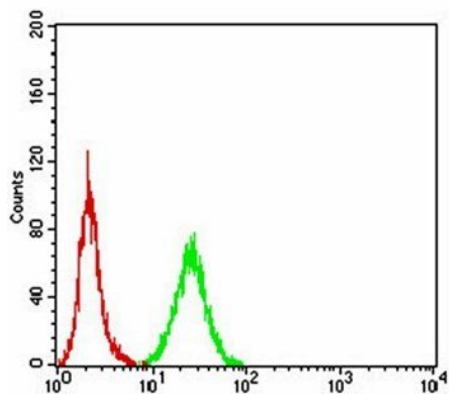
Phone: [+1 \(415\) 906-5211](tel:+1(415)906-5211) | Fax: [+1 \(415\) 651-8558](tel:+1(415)651-8558)



Western blot analysis of HEK293 using NOS1 antibody



ELISA Black line: Control Antigen (100 ng); Purple line: Antigen(10ng); Blue line: Antigen (50 ng); Red line: Antigen (100 ng)



Flow cytometric analysis of HeLa cells using NOS1 antibody

**Biorbyt Ltd.**

7 Signet Court, Swann Road  
Cambridge  
CB5 8LA  
United Kingdom

Email: [info@biorbyt.com](mailto:info@biorbyt.com), [support@biorbyt.com](mailto:support@biorbyt.com)  
Phone: +44 (0)1223 859353 | Fax: +1 (415) 651-8558

**Biorbyt LLC**

68 TW Alexander Drive  
Research Triangle Park  
Durham  
NC 27713  
United States

Email: [info@biorbyt.com](mailto:info@biorbyt.com), [support@biorbyt.com](mailto:support@biorbyt.com)  
Phone: +1 (415) 906-5211 | Fax: +1 (415) 651-8558