

Product Datasheet

phospho-NLRC4(Ser-533) Antibody (orb333906)

Catalog Number	orb333906
Category	Antibodies
Description	Mouse monoclonal antibody to NLRC4 (phospho-Ser-533)
Target	phospho-NLRC4(Ser-533)
Clonality	Monoclonal
Species/Host	Mouse
Isotype	Rat IgG2b
Conjugation	Unconjugated
Reactivity	Human, Mouse
Concentration	Approximately 1mg/ml (varies from batch to batch). Please inquire for precise concentration.
Buffer/Preservatives	Purified antibody in PBS with 0.05% sodium azide
Immunogen	Synthesized peptide of mouse phospho-NLRC4(Ser-533) (AA: 525-538) expressed in E. Coli.
UniProt ID	Q3UP24
MW	116.7kDa
Tested applications	ICC, WB
Dilution range	WB: 1/500 - 1/2000; IF/ICC: 1/200 - 1/1000; ELISA: 1/10000
Application notes	Modified: Phosphorylated

Biorbyt Ltd.

7 Signet Court, Swann Road
Cambridge
CB5 8LA
United Kingdom

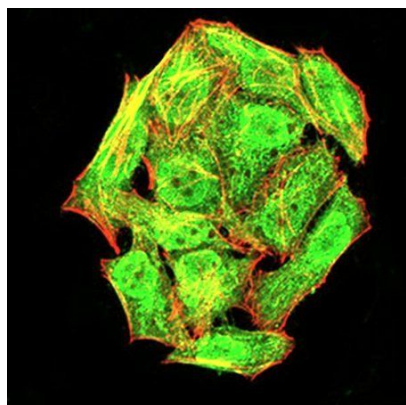
Email: info@biorbyt.com, support@biorbyt.com
Phone: [+44 \(0\)1223 859353](tel:+44(0)1223859353) | Fax: [+1 \(415\) 651-8558](tel:+1(415)651-8558)

Biorbyt LLC

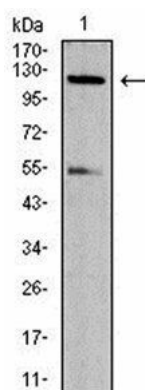
68 TW Alexander Drive
Research Triangle Park
Durham
NC 27713
United States

Email: info@biorbyt.com, support@biorbyt.com
Phone: [+1 \(415\) 906-5211](tel:+1(415)906-5211) | Fax: [+1 \(415\) 651-8558](tel:+1(415)651-8558)

Antibody Type	Primary Antibody
Clone Number	4B7B7
Storage	Maintain refrigerated at 2-8°C for up to 2 weeks. For long term storage store at -20°C in small aliquots to prevent freeze-thaw cycles.
Note	For research use only
Entrez	268973
Expiration Date	12 months from date of receipt.



Immunofluorescence analysis of HeLa cells using NLRC4 (phospho-Ser-533) antibody



Western blot analysis of NIH/3T3 (Lane 1) cell lysate using NLRC4 (phospho-Ser-533) antibody

Biorbyt Ltd.

7 Signet Court, Swann Road
Cambridge
CB5 8LA
United Kingdom

Email: info@biorbyt.com, support@biorbyt.com

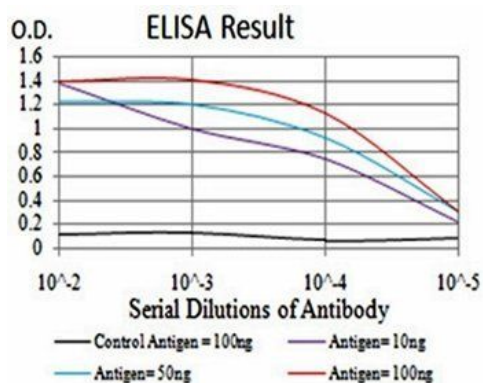
Phone: [+44 \(0\)1223 859353](tel:+44(0)1223859353) | Fax: [+1 \(415\) 651-8558](tel:+1(415)651-8558)

Biorbyt LLC

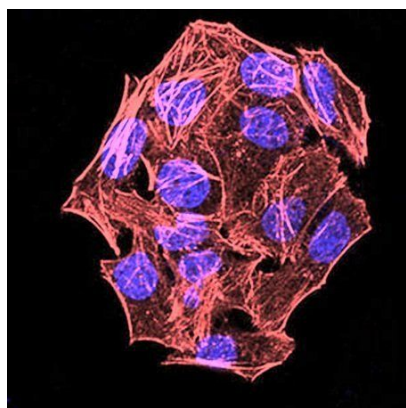
68 TW Alexander Drive
Research Triangle Park
Durham
NC 27713
United States

Email: info@biorbyt.com, support@biorbyt.com

Phone: [+1 \(415\) 906-5211](tel:+1(415)906-5211) | Fax: [+1 \(415\) 651-8558](tel:+1(415)651-8558)



ELISA Black line: Control Antigen (100 ng);Purple line: Antigen (10ng); Blue line: Antigen (50 ng); Red line:Antigen (100 ng)



Immunofluorescence analysis of HeLa cells using NLRC4 (phospho-Ser-533) antibody

Biorbyt Ltd.

7 Signet Court, Swann Road
Cambridge
CB5 8LA
United Kingdom

Email: info@biorbyt.com, support@biorbyt.com

Phone: +44 (0)1223 859353 | Fax: +1 (415) 651-8558

Biorbyt LLC

68 TW Alexander Drive
Research Triangle Park
Durham
NC 27713
United States

Email: info@biorbyt.com, support@biorbyt.com

Phone: +1 (415) 906-5211 | Fax: +1 (415) 651-8558