

## Product Datasheet

### FYN Rabbit Polyclonal Antibody (orb330812)

<b>Catalog Number</b>	orb330812
<b>Category</b>	Antibodies
<b>Description</b>	Rabbit polyclonal antibody to FYN
<b>Target</b>	FYN
<b>Clonality</b>	Polyclonal
<b>Species/Host</b>	Rabbit
<b>Conjugation</b>	Unconjugated
<b>Reactivity</b>	Human
<b>Predicted Reactivity</b>	Bovine, Canine, Equine, Guinea pig, Mouse, Rabbit, Rat
<b>Form/Appearance</b>	Liquid. Purified antibody supplied in 1x PBS buffer with 0.09% (w/v) sodium azide and 2% sucrose.
<b>Concentration</b>	0.5 mg/ml
<b>Buffer/Preservatives</b>	Liquid. Purified antibody supplied in 1x PBS buffer with 0.09% (w/v) sodium azide and 2% sucrose.
<b>Purification</b>	Affinity Purified
<b>Immunogen</b>	The immunogen is a synthetic peptide directed towards the N terminal region of human FYN
<b>Protein Sequence</b>	Synthetic peptide located within the following region: GCVQCKDKEATKLTEERDGLNQSSGYRYGTDPTPQHYPFSGVTSIPNYN
<b>UniProt ID</b>	<b>P06241</b>

#### Biorbyt Ltd.

7 Signet Court, Swann Road  
Cambridge  
CB5 8LA  
United Kingdom

Email: [info@biorbyt.com](mailto:info@biorbyt.com), [support@biorbyt.com](mailto:support@biorbyt.com)

Phone: [+44 \(0\)1223 859353](tel:+44(0)1223859353) | Fax: [+1 \(415\) 651-8558](tel:+1(415)651-8558)

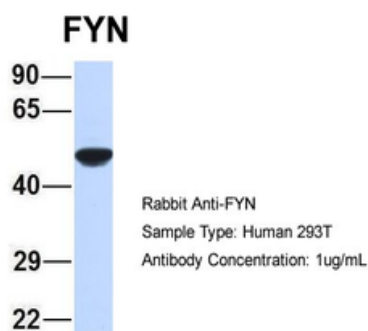
#### Biorbyt LLC

68 TW Alexander Drive  
Research Triangle Park  
Durham  
NC 27713  
United States

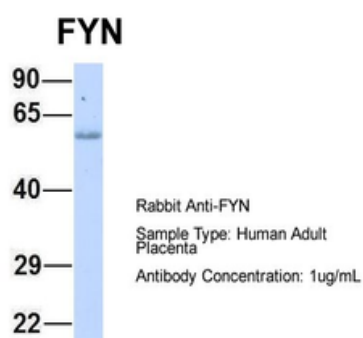
Email: [info@biorbyt.com](mailto:info@biorbyt.com), [support@biorbyt.com](mailto:support@biorbyt.com)

Phone: [+1 \(415\) 906-5211](tel:+1(415)906-5211) | Fax: [+1 \(415\) 651-8558](tel:+1(415)651-8558)

<b>MW</b>	54kDa
<b>Tested applications</b>	WB
<b>Storage</b>	Maintain refrigerated at 2-8°C for up to 2 weeks. For long term storage store at -20°C in small aliquots to prevent freeze-thaw cycles.
<b>Note</b>	For research use only
<b>NCBI</b>	<b>NP_694593</b>
<b>Expiration Date</b>	12 months from date of receipt.



Sample Type: 293T, Antibody dilution: 1.0 ug/ml. FYN is strongly supported by BioGPS gene expression data to be expressed in Human HEK293T cells.



Sample Type: Human Adult Placenta, Antibody dilution: 1.0 ug/ml.

**Biorbyt Ltd.**

7 Signet Court, Swann Road  
Cambridge  
CB5 8LA  
United Kingdom

Email: [info@biorbyt.com](mailto:info@biorbyt.com), [support@biorbyt.com](mailto:support@biorbyt.com)

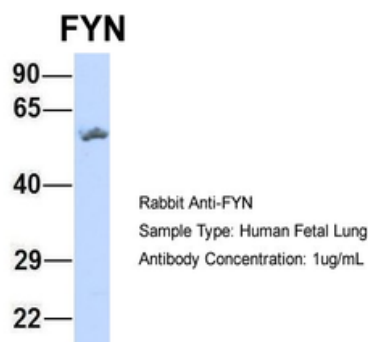
Phone: [+44 \(0\)1223 859353](tel:+44(0)1223859353) | Fax: [+1 \(415\) 651-8558](tel:+1(415)651-8558)

**Biorbyt LLC**

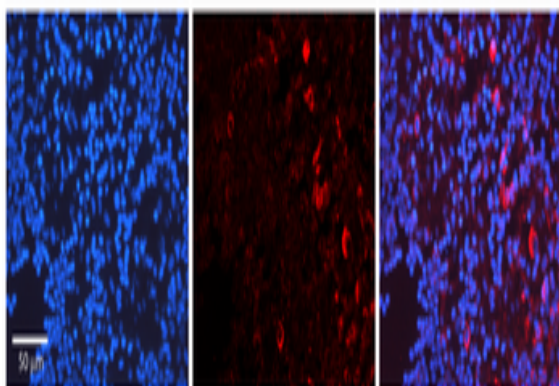
68 TW Alexander Drive  
Research Triangle Park  
Durham  
NC 27713  
United States

Email: [info@biorbyt.com](mailto:info@biorbyt.com), [support@biorbyt.com](mailto:support@biorbyt.com)


Phone: [+1 \(415\) 906-5211](tel:+1(415)906-5211) | Fax: [+1 \(415\) 651-8558](tel:+1(415)651-8558)



Sample Type: Human Fetal Lung, Antibody dilution: 1.0 ug/ml.



Rabbit Anti-FYN Antibody, Catalog Number: orb330812,  
Formalin Fixed Paraffin Embedded Tissue: Human Lymph Node  
Tissue, Observed Staining: Cytoplasm, Plasma membrane,  
Nucleus, Primary Antibody Concentration: 1:100, Other Working  
Concentrations: 1:600, Secondary Antibody: Donkey anti-  
Rabbit-Cy3, Secondary Antibody Concentration: 1:200,  
Magnification: 20X, Exposure Time: 0.5-2.0 sec.



WB Suggested Anti-FYN Antibody Titration: 0.2-1 ug/ml, ELISA  
Titer: 1:12500, Positive Control: Human heart.

**Biorbyt Ltd.**

7 Signet Court, Swann Road  
Cambridge  
CB5 8LA  
United Kingdom

Email: [info@biorbyt.com](mailto:info@biorbyt.com), [support@biorbyt.com](mailto:support@biorbyt.com)

Phone: [+44 \(0\)1223 859353](tel:+44(0)1223859353) | Fax: [+1 \(415\) 651-8558](tel:+1(415)651-8558)

**Biorbyt LLC**

68 TW Alexander Drive  
Research Triangle Park  
Durham  
NC 27713  
United States

Email: [info@biorbyt.com](mailto:info@biorbyt.com), [support@biorbyt.com](mailto:support@biorbyt.com)

Phone: [+1 \(415\) 906-5211](tel:+1(415)906-5211) | Fax: [+1 \(415\) 651-8558](tel:+1(415)651-8558)