

Product Datasheet

TFAP2C Rabbit Polyclonal Antibody (orb329978)

Catalog Number	orb329978
Category	Antibodies
Description	Rabbit polyclonal antibody to TFAP2C
Target	TFAP2C
Clonality	Polyclonal
Species/Host	Rabbit
Conjugation	Unconjugated
Reactivity	Human, Mouse
Predicted Reactivity	Bovine, Canine, Equine, Guinea pig, Porcine, Rabbit, Rat, Zebrafish
Form/Appearance	Liquid. Purified antibody supplied in 1x PBS buffer with 0.09% (w/v) sodium azide and 2% sucrose.
Concentration	1.0 mg/ml
Buffer/Preservatives	Liquid. Purified antibody supplied in 1x PBS buffer with 0.09% (w/v) sodium azide and 2% sucrose.
Purification	Protein A purified
Immunogen	The immunogen is a synthetic peptide directed towards the N terminal region of human TFAP2C
Protein Sequence	Synthetic peptide located within the following region: MLWKITDINVKYEEDCEDRHDGSSNGNPRVPHLSSAGQHLYSPAPPLSHTG
UniProt ID	Q92754

Biorbyt Ltd.

7 Signet Court, Swann Road
Cambridge
CB5 8LA
United Kingdom

Email: info@biorbyt.com, support@biorbyt.com

Phone: [+44 \(0\)1223 859353](tel:+44(0)1223859353) | Fax: [+1 \(415\) 651-8558](tel:+1(415)651-8558)


Biorbyt LLC

68 TW Alexander Drive
Research Triangle Park
Durham
NC 27713-2847
United States

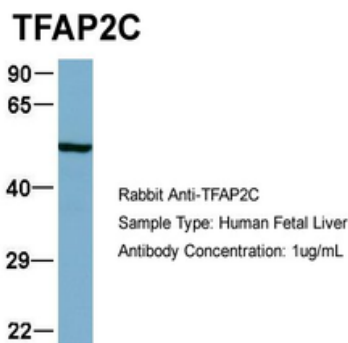
Email: info@biorbyt.com, support@biorbyt.com

Phone: [+1 \(415\) 906-5211](tel:+1(415)906-5211) | Fax: [+1 \(415\) 651-8558](tel:+1(415)651-8558)

MW	49kDa
Tested applications	IHC, WB
Storage	Maintain refrigerated at 2-8°C for up to 2 weeks. For long term storage store at -20°C in small aliquots to prevent freeze-thaw cycles.
Note	For research use only
NCBI	NP_003213
Expiration Date	12 months from date of receipt.



Sample Tissue: Mouse Brain, Antibody Dilution: 1 ug/mL.



Sample Type: Human Fetal Liver, Antibody Dilution: 1.0 ug/mL.

Biorbyt Ltd.

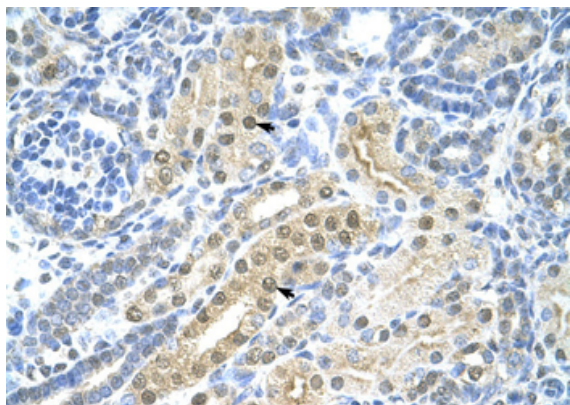
7 Signet Court, Swann Road
Cambridge
CB5 8LA
United Kingdom

Email: info@biorbyt.com, support@biorbyt.com
Phone: [+44 \(0\)1223 859353](tel:+44(0)1223859353) | Fax: [+1 \(415\) 651-8558](tel:+1(415)651-8558)


Biorbyt LLC

68 TW Alexander Drive
Research Triangle Park
Durham
NC 27713-2847
United States

Email: info@biorbyt.com, support@biorbyt.com
Phone: [+1 \(415\) 906-5211](tel:+1(415)906-5211) | Fax: [+1 \(415\) 651-8558](tel:+1(415)651-8558)



Human kidney



WB Suggested Anti-TFAP2C Antibody Titration: 1.25 ug/mL,
Positive Control: Transfected 293T.

Biorbyt Ltd.

7 Signet Court, Swann Road
Cambridge
CB5 8LA
United Kingdom

Email: info@biorbyt.com, support@biorbyt.com

Phone: [+44 \(0\)1223 859353](tel:+44(0)1223859353) | Fax: [+1 \(415\) 651-8558](tel:+1(415)651-8558)

Biorbyt LLC

68 TW Alexander Drive
Research Triangle Park
Durham
NC 27713-2847
United States

Email: info@biorbyt.com, support@biorbyt.com

Phone: [+1 \(415\) 906-5211](tel:+1(415)906-5211) | Fax: [+1 \(415\) 651-8558](tel:+1(415)651-8558)