

## Product Datasheet

### HNRPH1 Rabbit Polyclonal Antibody (orb326259)

|                             |  |
|-----------------------------|--|
| <b>Catalog Number</b>       | orb326259  |
| <b>Category</b>             | Antibodies   |
| <b>Description</b>          | Rabbit polyclonal antibody to HNRNPH1  |
| <b>Target</b>               | HNRNPH1  |
| <b>Clonality</b>            | Polyclonal   |
| <b>Species/Host</b>         | Rabbit   |
| <b>Conjugation</b>          | Unconjugated   |
| <b>Reactivity</b>           | Human  |
| <b>Predicted Reactivity</b> | Bovine, Canine, Equine, Guinea pig, Mouse, Rabbit, Rat   |
| <b>Form/Appearance</b>      | Liquid. Purified antibody supplied in 1x PBS buffer with 0.09% (w/v) sodium azide and 2% sucrose.            |
| <b>Concentration</b>        | 0.5 mg/ml  |
| <b>Buffer/Preservatives</b> | Liquid. Purified antibody supplied in 1x PBS buffer with 0.09% (w/v) sodium azide and 2% sucrose.            |
| <b>Purification</b>         | Affinity Purified  |
| <b>Immunogen</b>            | The immunogen is a synthetic peptide directed towards the middle region of human HNRPH1                      |
| <b>Protein Sequence</b>     | Synthetic peptide located within the following region:<br>FLNSTAGASGGAYEHRYVELFLNSTAGASGGAYGSQMMGGMGLSNQSSYG |
| <b>UniProt ID</b>           | <b>P31943</b>  |

**Biorbyt Ltd.**

7 Signet Court, Swann Road  
Cambridge  
CB5 8LA  
United Kingdom

Email: [info@biorbyt.com](mailto:info@biorbyt.com), [support@biorbyt.com](mailto:support@biorbyt.com)

Phone: [+44 \(0\)1223 859353](tel:+44(0)1223859353) | Fax: [+1 \(415\) 651-8558](tel:+1(415)651-8558)

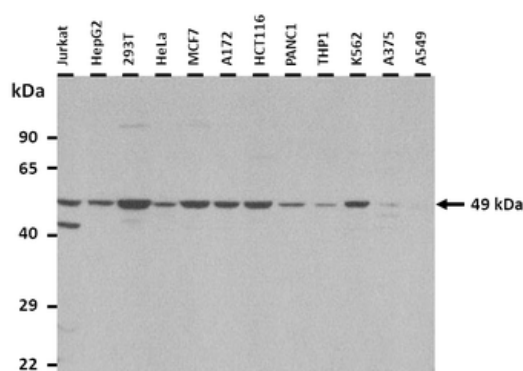
**Biorbyt LLC**

68 TW Alexander Drive  
Research Triangle Park  
Durham  
NC 27713-2847  
United States

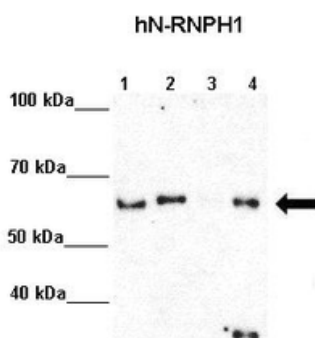
Email: [info@biorbyt.com](mailto:info@biorbyt.com), [support@biorbyt.com](mailto:support@biorbyt.com)

Phone: [+1 \(415\) 906-5211](tel:+1(415)906-5211) | Fax: [+1 \(415\) 651-8558](tel:+1(415)651-8558)

|                            |   |
|----------------------------|---|
| <b>MW</b>                  | 49 kDa  |
| <b>Tested applications</b> | ICC, IF, IP, WB   |
| <b>Storage</b>             | Maintain refrigerated at 2-8°C for up to 2 weeks. For long term storage store at -20°C in small aliquots to prevent freeze-thaw cycles. |
| <b>Note</b>                | For research use only   |
| <b>NCBI</b>                | <b>NP_005511</b>  |
| <b>Expiration Date</b>     | 12 months from date of receipt.   |



25 ug of the indicated Human whole cell extracts was loaded onto a 12% SDS-PAGE gel. 1 ug/mL of the antibody was used in this experiment.



Amount and Sample Type: Lane 1: 5% Input, Lane 2: 5% Sup, Lane 3: Normal IgG, Lane 4: hn-RNPH1 ppt. k562 sample, IP Antibody: HNRPH1, Amount of IP Antibody, Primary Antibody: HNRPH1, Primary Antibody Dilution: 1:4000, Secondary Antibody: Anti-rabbit-HRP, Secondary Antibody Dilution: 1:5000, Gene Name: HNRPH1.

**Biorbyt Ltd.**

7 Signet Court, Swann Road  
Cambridge  
CB5 8LA  
United Kingdom

Email: [info@biorbyt.com](mailto:info@biorbyt.com), [support@biorbyt.com](mailto:support@biorbyt.com)

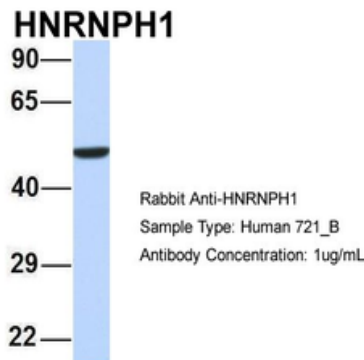
Phone: +44 (0)1223 859353 | Fax: +1 (415) 651-8558

**Biorbyt LLC**

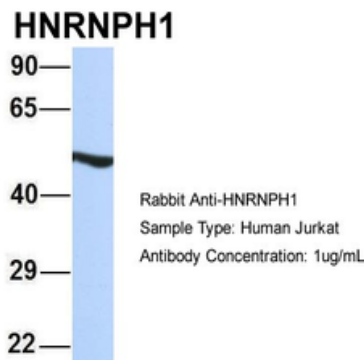
68 TW Alexander Drive  
Research Triangle Park  
Durham  
NC 27713-2847  
United States

Email: [info@biorbyt.com](mailto:info@biorbyt.com), [support@biorbyt.com](mailto:support@biorbyt.com)

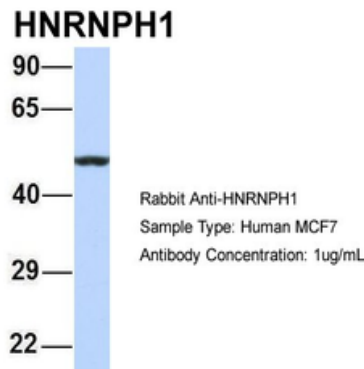
Phone: +1 (415) 906-5211 | Fax: +1 (415) 651-8558



Sample Type: 721\_B, Antibody Dilution: 1.0 ug/mL, HNRNPH1 is strongly supported by BioGPS gene expression data to be expressed in Human 721\_B cells.



Sample Type: Jurkat, Antibody Dilution: 1.0 ug/mL, HNRNPH1 is strongly supported by BioGPS gene expression data to be expressed in Jurkat.



Sample Type: MCF7, Antibody Dilution: 1.0 ug/mL, HNRNPH1 is strongly supported by BioGPS gene expression data to be expressed in MCF7.

**Biorbyt Ltd.**

7 Signet Court, Swann Road  
Cambridge  
CB5 8LA  
United Kingdom

Email: [info@biorbyt.com](mailto:info@biorbyt.com), [support@biorbyt.com](mailto:support@biorbyt.com)

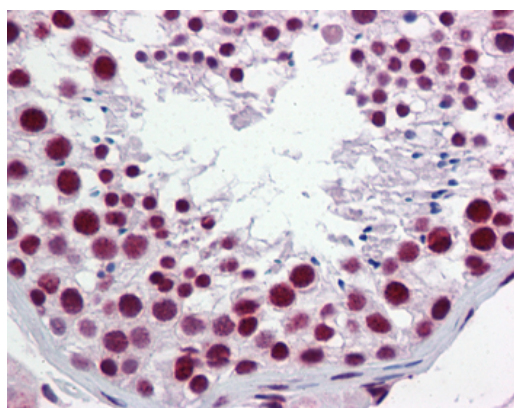
Phone: [+44 \(0\)1223 859353](tel:+44(0)1223859353) | Fax: [+1 \(415\) 651-8558](tel:+1(415)651-8558)

**Biorbyt LLC**

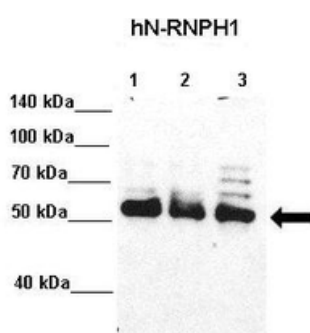
68 TW Alexander Drive  
Research Triangle Park  
Durham  
NC 27713-2847  
United States

Email: [info@biorbyt.com](mailto:info@biorbyt.com), [support@biorbyt.com](mailto:support@biorbyt.com)

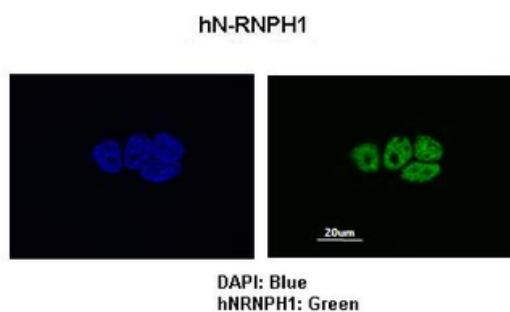
Phone: [+1 \(415\) 906-5211](tel:+1(415)906-5211) | Fax: [+1 \(415\) 651-8558](tel:+1(415)651-8558)



IHC Information: Paraffin embedded testis tissue, tested with an antibody Dilution of 5 ug/mL.



Lanes: Lane 1: 20 ug HeLa S3 lysate Lane 2: 20 ug MCF7 lysate  
Lane 3: 20 ug K562 lysate, Primary Antibody Dilution: 1:4000,  
Secondary Antibody: Anti-rabbit-HRP, Secondary Antibody  
Dilution: 1:5000, Gene Name: HNRPH1.



Sample Type: MCF7 cells, Primary Antibody Dilution: 1:200,  
Secondary Antibody: Anti-rabbit-FITC, Secondary Antibody  
Dilution: 1:500, Color/Signal Descriptions: DAPI: Blue HNRNP1:  
Green, Gene Name: HNRPH1.

**Biorbyt Ltd.**

7 Signet Court, Swann Road  
Cambridge  
CB5 8LA  
United Kingdom

Email: [info@biorbyt.com](mailto:info@biorbyt.com), [support@biorbyt.com](mailto:support@biorbyt.com)


Phone: +44 (0)1223 859353 | Fax: +1 (415) 651-8558

**Biorbyt LLC**

68 TW Alexander Drive  
Research Triangle Park  
Durham  
NC 27713-2847  
United States

Email: [info@biorbyt.com](mailto:info@biorbyt.com), [support@biorbyt.com](mailto:support@biorbyt.com)

Phone: +1 (415) 906-5211 | Fax: +1 (415) 651-8558



WB Suggested Anti-HNRPH1 Antibody Titration: 0.2-1 ug/mL,  
ELISA Titer: 1:62500, Positive Control: HepG2 cell lysate,  
HNRNPH1 is supported by BioGPS gene expression data to be  
expressed in HepG2.

**Biorbyt Ltd.**

7 Signet Court, Swann Road  
Cambridge  
CB5 8LA  
United Kingdom

Email: [info@biorbyt.com](mailto:info@biorbyt.com), [support@biorbyt.com](mailto:support@biorbyt.com)

Phone: [+44 \(0\)1223 859353](tel:+44(0)1223859353) | Fax: [+1 \(415\) 651-8558](tel:+1(415)651-8558)

**Biorbyt LLC**

68 TW Alexander Drive  
Research Triangle Park  
Durham  
NC 27713-2847  
United States

Email: [info@biorbyt.com](mailto:info@biorbyt.com), [support@biorbyt.com](mailto:support@biorbyt.com)

Phone: [+1 \(415\) 906-5211](tel:+1(415)906-5211) | Fax: [+1 \(415\) 651-8558](tel:+1(415)651-8558)